

English Book

Grade three

**Empowered Learning
Curriculum**



3

2025 م - 1446 هـ

كتاب اللغة الإنكليزية

الصف الثالث

منهاج التعلم التمكيني



Introduction

We are delighted to offer our English language book to learners as a powerful tool for learning.

This book has been designed to focus on fundamental skills, catering to those who may not have access to traditional classroom education or learning resources.

Our aim is to provide enriching information and engaging activities aligned with educational standards, which will help learners acquire valuable skills, knowledge, and values. These activities promote critical thinking, problem-solving, decision-making, and deduction methods, which are essential for solving real-life language use issues.

We believe that the English language is vital in our daily lives, and it is our mission to impart its importance to learners through lifelong learning experiences.

Authors

Book Icons

<p>تعليمات حول تنظيم التعلّم أجدّها في دليل (كيف أتعلّم؟).</p>	 <p>I manage my learning</p>
<p>نشاط تمهيدي في بداية الوحدة يحفز لدخول الوحدة.</p>	 <p>Let's start</p>
<p>الكلمات الجديدة في كلّ درس.</p>	 <p>Keywords</p>
<p>الوقت الذي أحّتاجه لدراسة دروس الوحدة أو أنشطة الدرس.</p>	 <p>Time</p>
<p>الهدف المطلوب تحقيقه في نهاية النّشاط.</p>	 <p>Activity Objective</p>
<p>الأدوات التي أحّتاجها في أثناء تنفيذ النّشاط.</p>	 <p>My tools</p>
<p>أنشطة يحتاج تنفيذها إلى سماع مقاطع صوتية مسجلة وفق الترميز:</p> <p>مثال: En3-1-1-1-a</p> <p>شرح المثال: En3 → 1 → 1 → 1 → a</p> <p>جزء النّشاط: ..c-b-a</p> <p>مادة اللّغة الإنكليزية الصفّ الثالث</p> <p>الوحدة</p> <p>الدرس</p> <p>النّشاط</p>	 <p>Audio script</p>
<p>التّحقّق من الإجابة بعد تنفيذ النّشاط.</p>	 <p>I check</p>
<p>المعايير التي بنيت عليها أنشطة كلّ درس.</p>	 <p>Standards</p>

Contents

Titles	Page
Unit 1: My Life	8
Lesson 1: My Five Senses	12
Lesson 2: My Lovely House	32
Unit 2: Let Us Have Fun	60
Lesson 1: Let Us Watch TV	64
Lesson 2: I Like Doing Things	92
Unit 3: Days and Months	120
Lesson 1: Months and Seasons	124
Lesson 2: A Different Day	148
Unit 4: Places to Go	178
Lesson 1: I Go Shopping	182
Lesson 2: A Visit to the Zoo	208
Unit 5: How to Be Good	236
Lesson 1: I Save the Baby Bird	240
Lesson 2: Give Me a Hand	264
Unit 6: It was Interesting!	292
Lesson 1: On the Farm	296
Lesson 2: The Treasure	320

Exploring the Book's Parts



Icons

صفحة للتعرف
على أنواع
الأيقونات
ودلالاتها.



Let's Go

نشاط تحفيزي
يَهْد للدرس.



Unit Opening

عنوان الوحدة
وزمنها وأهميتها
العودة إلى دليل
(كيف أتعلّم؟)



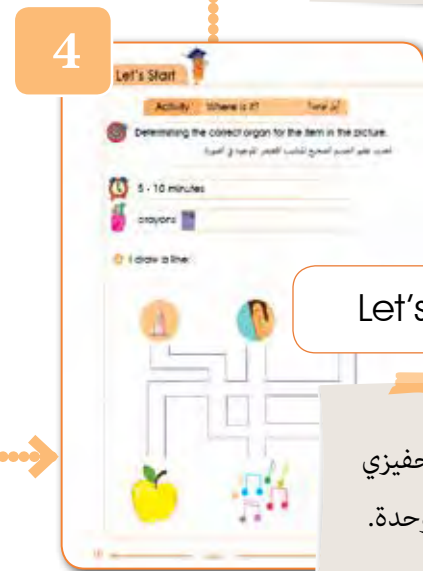
Lesson Opening

عنوان الدرس
وكلماته المفتاحية
وزمنه ومعايير
وأدواته.



Unit lessons

عناوين دروس
الوحدة وأرقامها
وصور معبرة عنها.



Let's Start

نشاط تحفيزي
يَهْد للوحدة.

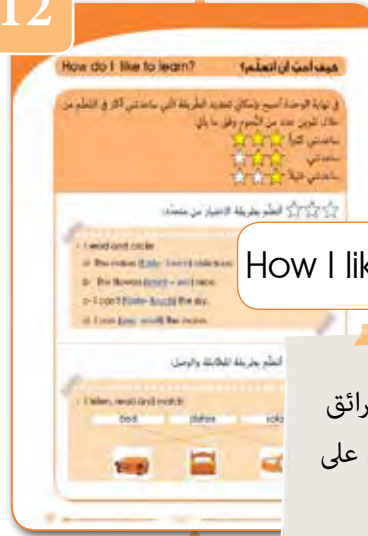
7



Lesson Activity

أنشطة لإتقان
مهارات الدرس
ومعارفه.

12



How I like to Learn

تحديد الطرائق
التي تساعد على
التعلم

8



I check

التأكد من تنفيذ
كلّ نشاط بشكل
صحيح.

11



Unit Worksheet

تمارين إضافية
لزيادة المهارة
ولربط دروس
الوحدة.

لا تنسَ حلول أوراق العمل في
نهاية الكتاب

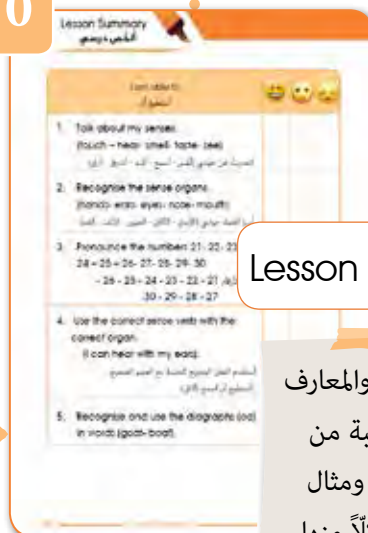
9



Lesson
Self-Assessment

اختبار متنوع
يغطي مهارات
ومعارف الدرس.

10



Lesson Summary

المهارات والمعارف
المكتسبة من
الدرس ومثال
يوضح كلاً منها.

Unit 1

My Life



7 - 8 hours

كيف أتعلّم؟

قبل أن تبدأ دراسة هذه الوحدة، استعنُ بدليلِ «كيف أتعلّم؟» لتنظيم وقتك وفق جداولِ توزيعِ المهامِّ الأسبوعيّة.

كما يمكنكُ تقييمُ تعلّمك وصولاً لإتقانِ مهاراتِ التعلّمِ في دراسةِ موادِّ منهاجِ التعلّمِ التّمكينيّ الآتية: اللّغة الإنكليزيّة، والرياضيّات، والعلوم العامّة، واللّغة العربيّة.



Unit Lessons

Lesson 1

My Five Senses


حواسي الخمسة



Lesson 2

My Lovely House

منزلي الجميل





Let's Start

Activity

Where is it?

أين توجد؟



Determining the correct organ for the item in the picture.

تحديد عضو الجسم الصحيح المناسب للعنصر الموجود في الصورة.



5 - 10 minutes




crayons



I draw a line:


أرسم خطأ:





I Check

أتحقق من إجابتي



Lesson 1 My Five Senses



Hear - Taste - See - Smell - Touch.

أسمع - أذوق - أرى - أشم - ألمس.



3.5 – 4 hours



crayons



pencil



rubber



CD player



Let's Go

● I look around me and fill in the blanks:

أنظر حولي وأملاً الفراغات:





Recognising the verbs of senses and matching them to the correct organ.

تمييز أفعال الحواس وربطها مع العضو المناسب لها.



7 - 10 minutes



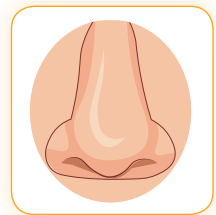


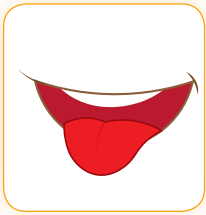
pencil  rubber  CD player 



I listen, look and match:

En3-1-1-1

أستمع، أنظر وأطابق:



hear

taste

see

smell

touch



I Check

أتحقق من إجابتي

I hear with my ears.



I taste with my tongue.



I see with my eyes.



I smell with my nose.



I touch with my hands.





Talking about my five senses.

التحدث عن حواسي الخمس.



15 - 20 minutes



CD player 



I listen and repeat:

En3-1-1-2

أستمع وأكرّر:



a- I can hear with my ears.



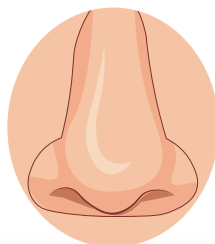
b- I can touch with my hands.



c- I can see with my eyes.



d- I can taste with my tongue.



e- I can smell with my nose.



Reading sentences about my five senses.

قراءة جمل عن حواسي الخمسة.



30 - 40 minutes



CD player



I listen and read:

En3-1-1-3

أستمع وأقرأ:

Let's us buy some cakes. They smell nice!



The cakes taste delicious. I like chocolate cakes.

I can see a colourful butterfly. Wow! It looks beautiful!




Can you hear the birds?



Yes, I can but I can't see them.

It is a lovely cat. Can I touch it?



Yes, you can.



It is small and soft. I like cats.



Using the sense verbs with the correct objects.

استخدام أفعال الحواس مع الأشياء الصحيحة.



10 - 15 minutes



pencil  rubber 

● I read and circle:

أقرأ وأحوظ:

a- The cakes (**taste- touch**) delicious.

b- The flowers (**smell – see**) nice.

c- I can't (**taste- touch**) the sky.

d- I can (**see- smell**) the moon.



I Check

أتحقق من إجابتي

a- The cakes **taste** delicious.

b- The flowers **smell** nice.

c- I can't **touch** the sky.

d- I can **see** the moon.



Recognising my senses.

تمييز حواسي.



10 - 15 minutes



pencil

rubber



CD player



I listen and tick:

En3-1-1-5

أستمع وأضع إشارة:

		I can see	I can smell	I can touch	I can hear	I can taste
a						
b						
c						
d						
e						



I Check

أتحقق من إجابتي



I can see - I can smell - I can touch - I can hear



I can see - I can smell - I can touch - I can hear



I can see - I can smell - I can touch



I can see - I can touch - I can hear



Recognising the pronunciation of numbers.

تمييز لفظ الأرقام.



10 - 15 minutes



pencil / rubber CD player 



I listen and tick: En3-1-1-6

أستمع وأشير:

29

30

21

28

22

27

23

26

25

24



Recognising numbers in number or letter format.

تمييز كل رقم وربطه مع صيغته المكتوبة.



15 - 20 minutes



pencil rubber

I read and match:

أقرأ وأطابق:

Twenty- nine

22

Twenty- two

21

Thirty

28

Twenty- one

30

Twenty- eight

23

Twenty-three

29



I Check

أتحقق من إجابتي

29

Twenty-nine

22

Twenty-two

30

Thirty

21

Twenty-one

28

Twenty-eight

23

Twenty-three

Activity 8

My Two Friends (oa)
Make a Sound

صديقاى الحرفين (oa)
يصدران صوتاً



Recognising the sound of the two vowels (oa)
within words.

تمييز صوت الحرفين (oa) ضمن الكلمات.



10 - 15 minutes



CD player 




I listen and repeat:

En3-1-1-8

أستمع وأكرر:

I wear my **coat** on the **boat**.



On the shore I see a **goat**.



Writing the two vowels (oa) correctly.

كتابة حرفي (oa) بطريقة صحيحة.



10 - 20 minutes



pencil

rubber

CD player



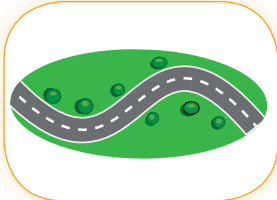
I listen, match and write as in the example:

En3-1-1-9


أستمع، أطابق وأكتب كما في المثال:



r.....d



s.....p



goal



l.....f

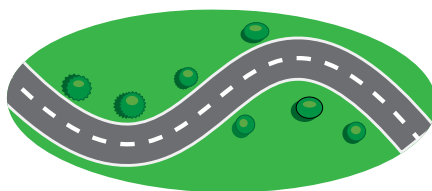


I Check


أتحقق من إجابتي




goal



road



loaf



soap



Using words related to senses and enjoying singing.

استخدام كلمات متعلّقة بالحواس والاستمتاع بالغناء.



10 - 15 minutes



CD player 




I listen and sing:

En3-1-1-10


أستمع وأغني:

- I have two eyes so I can see
 - And a nose to smell
- I have ten fingers that can touch
 - They do it very well!
- I have two ears so I can hear the birds up in the trees.



Lesson Self-Assessment

أختبر نفسي

 (15-20) minutes

1- I look, read and put a ✓ :

(10-15) minutes

أنظر، أقرأ وأضع إشارة صح جانب الصورة الصحيحة:

a- I taste the ice cream.




b- I smell the flowers.



c- I touch the ice.



d- I hear the birds singing.



e- I see the photos.



2- I look and complete the words:

(8-10) minutes

أنظر وأكمل الكلمات:



N s



..... y



E.....r



M th



H nd



I Check

أتحقق من إجابتي

1- I look, read and put a ✓ :




a- I taste the ice cream.




b- I smell the flowers.



c- I touch the ice.



d- I hear the birds singing.



e- I see the photos.

2- I look and complete the words:



Nose



Eye



Ear






Mouth



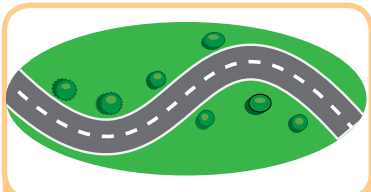
Hand



<p>I am able to أستطيع أن</p>			
<p>1. Talk about my senses. (touch – hear- smell- taste- see). الحديث عن حواسي (ألمس - أسمع - أشم - أتذوق - أرى).</p>			
<p>2. Recognise the sense organs. (hands- ears- eyes- nose- mouth). أميز أعضاء حواسي (الأيدي - الآذان - العيون - الأنف - الفم).</p>			
<p>3. Pronounce the numbers 21- 22- 23 - 24 – 25 – 26- 27- 28- 29- 30 ألفظ الأرقام 21 - 22 - 23 - 24 - 25 - 26 - 27 - 28 - 29 - 30.</p>			
<p>4. Use the correct sense verb with the correct organ. (I can hear with my ears). أستخدم الفعل الصحيح للحاسة مع العضو الصحيح (أستطيع أن أسمع بأذاني).</p>			
<p>5. Recognise and use the diagraphs (oa) in words (goat- boat).</p>			

● I read, match and color:

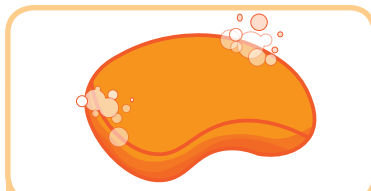
أقرأ وأطابق وألون:




I see the road




I touch the toad



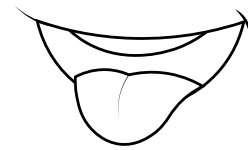
I smell the soap and
I touch the soap



I hear the boat



I eat the toast




I taste with my mouth
and tongue



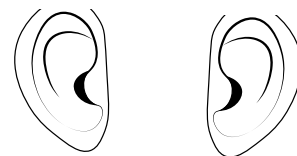
I see with my eyes



I smell with my nose




I touch with my hands



I hear with my ears

Lesson 2 My Lovely House



Living room - Bedroom - Kitchen - Garden - Bathroom

غرفة المعيشة - غرفة النوم - مطبخ - حديقة - حمام.



3-3.5 hours



crayons



pencil



rubber



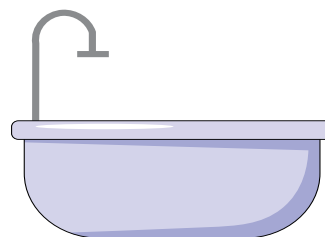

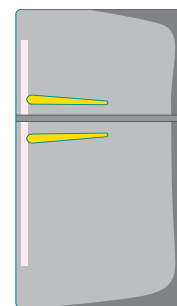
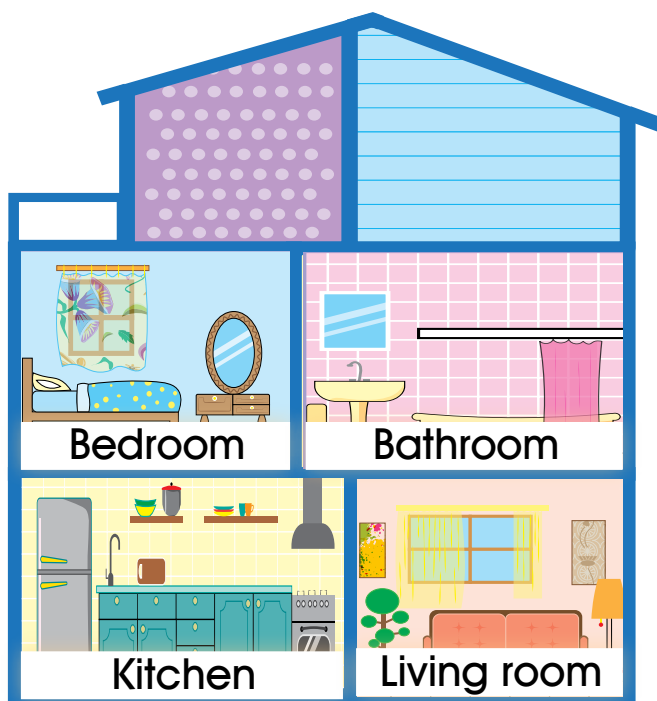
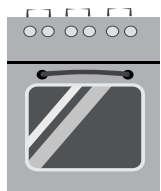
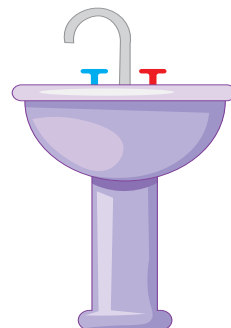
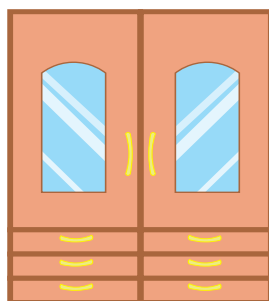

CD player



Let's Go

I match the object to the room:

أصل الأشياء بالغرف المناسبة:





Recognising the rooms in the house while listening.

تمييز الغرف في المنزل أثناء الاستماع.



10 - 15 minutes



pencil

rubber




CD player

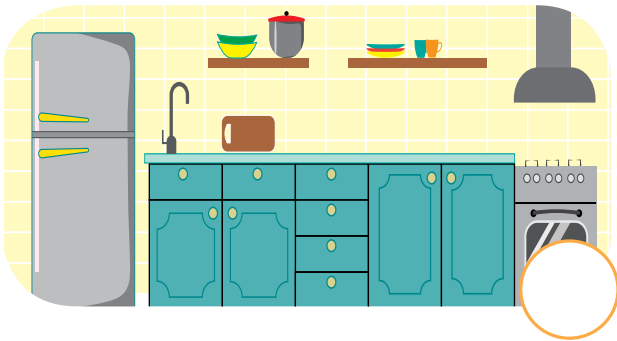


I listen and number:

En3-1-2-1

أستمع وأكتب الرقم:





I Check

أتحقّق من إجابتي



Bedroom 1



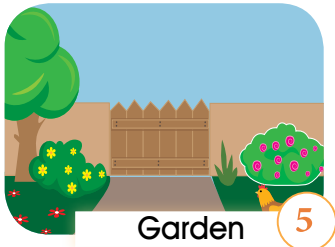
Balcony 2




Living room 3




House 4



Garden 5



Bathroom 6



Garage 7



Kitchen 8



Asking and answering about the place my friends live in.

السؤال والإجابة عن المكان الذي يعيش فيه أصدقاؤني.



10 - 15 minutes



pencil / rubber

I ask and answer:

أسأل وأجيب:

A. Where do you live?




B. I live in a big house.





A. Is there a garden?



B. Yes, there is. / No, there isn't.






I Check

أتحقق من إجابتي

Sample answers



Activity 3

What is in my House?

ماذا يوجد في منزلي؟



Recognising items in my house.

تمييز الأشياء الموجودة في منزلي.



10 - 15 minutes



pencil

rubber



CD player



I listen, read and match as in the example:

En3-1-2-3

أستمع، أقرأ وأطابق كما في المثال:

sofa

sink

dishes

bed

refrigerator

soap






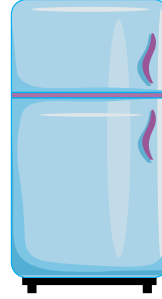
I Check

أتحقق من إجابتي


dishes



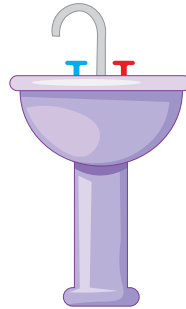
refrigerator



sofa




sink



soap



bed





Reading sentences about my house.

قراءة جملاً عن منزلي.



20 - 25 minutes



pencil

rubber



CD player




I listen and read:

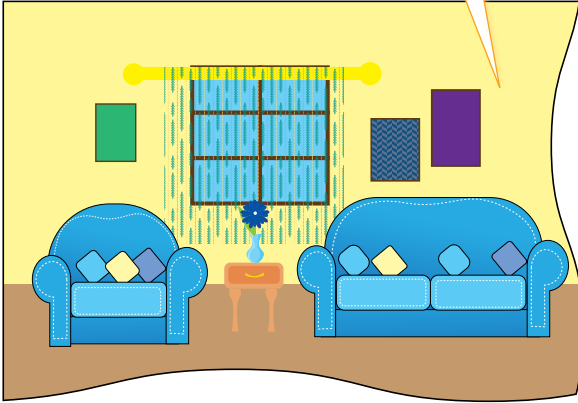
En3-1-2-4

أستمع، وأقرأ:

Hello, I am Lily. This is my house.




This is the living room.
There are two big sofas.
I like to watch TV here.



My bedroom is small.
I do my homework here.



I have a shower in the bathroom.



We cook in the kitchen.
There are an oven and
a refrigerator.



Recognising the activities I do in my house.

تمييز الأنشطة التي أقوم بها في منزلي.



10 - 15 minutes



pencil / rubber

I read and match as in the example:

أقرأ وأطابق:

a- I sleep in

the kitchen

b- We cook in

the garden

c- We plant flowers in

the bathroom

d- We park the car in

the bedroom

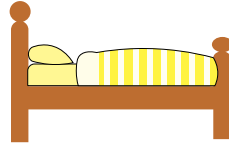
e- I take a shower in

the garage

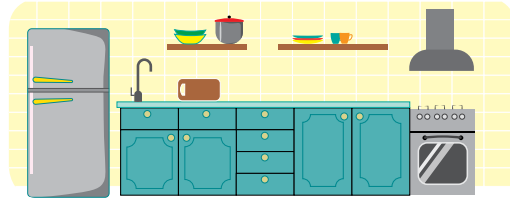


I Check

أتحقق من إجابتي



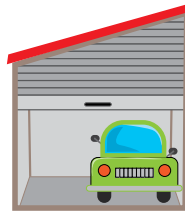
a- I sleep in the bedroom.



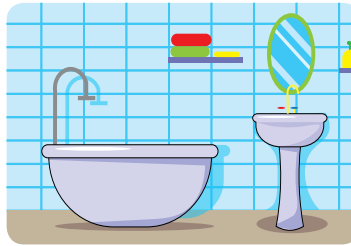
b- We cook in the kitchen.



c- We plant flowers in the garden.



d- We park the car in the garage.



e- I take a shower in the bathroom.



Describing my house using the correct words.

وصف منزلي باستخدام المفردات الصحيحة.



15 - 20 minutes




pencil / rubber

I Look and say:

أنظر وأعبر:

In my house, there are two floors.



In my house, there isn't a garden.



Using the correct form of verb "To be" in sentences.

استخدام صيغة فعل "To be" الصحيحة في جمل.



10 - 15 minutes



pencil rubber

I Look and write the correct verb:

أنظر وأكتب الفعل الصحيح:



is - are - isn't

a- There a living room.

b- There two bedrooms.

c- there a kitchen?

d- There a garden.



I Check

أتحقق من إجابتي

a- There is a living room.

b- There are two bedrooms.

c- Is there a kitchen?

d- There isn't a garden.

Activity 8

The Sound of my Two Friends (oo)

صوت صديقاى
الحرفين (oo)



Recognising the sound of the two vowels (oo) and reading the sentences.

تمييز صوت الحرفين (oo) وقراءة العبارات.



10 - 15 minutes



CD player




I listen and repeat:

En3-1-2-8

أستمع وأكرر:



I see a zoo from my room.



I clean my room with a broom.

Activity 9 My Friends Letters (oo) (oo) صديقي الحرفان (oo)



Recognising objects with the sound (oo).

تمييز أسماء أشياء تتضمن الصوت (oo).



10 - 15 minutes



pencil

rubber



CD player



I listen, write and match:

En3-1-2-9

أستمع ، أكتب وأطابق:



w.....d



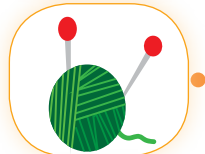
f.....d




b.....ts



sp.....n



w.....l



m.....n



I Check


أتحقّق من إجابتي




spoon




boots




wood



moon



wool



food



Describing my dream house.

وصف منزل أحلامي.



10 - 15 minutes



pencil rubber

- I read and underline the options I like in my dream house. I can also add options:

أقرأ وأضع خطاً تحت الخيارات التي أفضلها في بيت أحلامي. أستطيع أن أضيف خيارات أيضاً:

- 1- My dream house is (**big** - small- large -).
- 2- There are (**three** - four - five -) rooms.
- 3- There is a (**big window** - computer - telescope -) in my bedroom.
- 4- There is a (**garden** - garage - balcony-).
- 5- There is a (**big TV** - sofa- a picture -) in the living room.




I Check

أتحقق من إجابتي


I colour the house that looks like my dream house.

ألون المنزل الذي يشبه منزل أحلامي:



Lesson Self-Assessment

أختبر نفسي

 (15-20) minutes


1- I look, read and put a ✓ :

أنظر، أقرأ وأضع إشارة صح أسفل الصورة الصحيحة:

a- There is a garden in my house.



b- There are two bedrooms in my house.



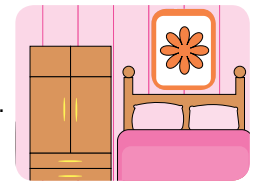
c- There isn't a garage.



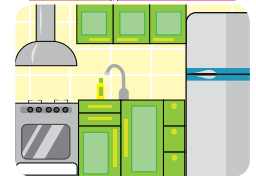
2- I look and write:

أنظر وأكتب:


a- There is a picture on the wall in my



b- The oven is in the



c- There are fruit trees in the





I Check


أتحقق من إجابتي

1- I look, read and put a ✓ :

a- There is a garden in my house.



b- There are two bedrooms in my house.




c- There isn't a garage.

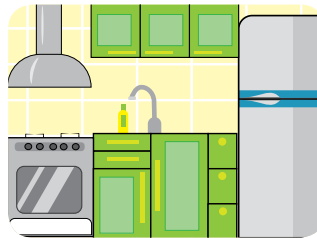


2- I look and write:


a- There is a picture on the wall in my bedroom.




b- The oven is in the kitchen.



c- There are fruit trees in the garden.






<p>I am able to أستطيع أن</p>			
<p>1. Recognise the rooms in the house. (bedroom, living room, kitchen). أميز الغرف في المنزل (غرفة النوم-غرفة المعيشة-المطبخ).</p>			
<p>2. Ask about the place my friends live in. (Where do you live? Is there a garden?). أسأل عن المكان الذي يعيش فيه أصدقائي (أين تعيش؟ هل يوجد حديقة؟)</p>			
<p>3. Recognise items in my house. (sofa, sink, refrigerator). أميز الأشياء الموجودة في منزلي (أريكة - مغسلة - ثلاجة)</p>			
<p>4. Recognise the activities I do in my house. (I sleep in the bedroom. - I take a shower in the bathroom.) أميز النشاطات التي أقوم بها في منزلي. (أنام في غرفة النوم-أستحم في الحمام).</p>			
<p>5. Use the correct form of (verb to be) There is a living room- There isn't a garden- Is there a garage?- There are two beds in my bedroom). استخدم الصيغة الصحيحة لـ (verb to be) . (توجد غرفة معيشة- لا توجد حديقة- هل يوجد مرآب؟ يوجد سريران في غرفة نومي).</p>			
<p>6. Recognise the pronunciation of (oo). bedroom bathroom broom. أميز لفظ حرفي (oo) bedroom bathroom broom.</p>			

- I draw the rooms in my house as I like them.
I name the rooms and the objects I draw:

أرسم الغرف في منزلي كما أحبها. أقوم بتسمية الغرف والأشياء التي أرسمها:





1- I read and choose:

أقرأ وأختار:

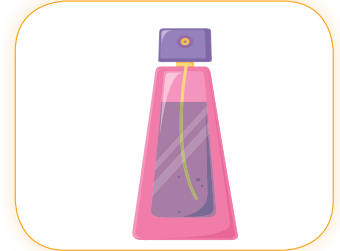
a- The apple (feels- tastes) delicious.



b- The teddy bear (feels- tastes) soft.



c- The perfume (feels - smells) beautiful.



d- I (smell- hear) music.



e- I (see- feel) the picture with my eyes.





(15-20) minutes


2- I match:

أطابق:

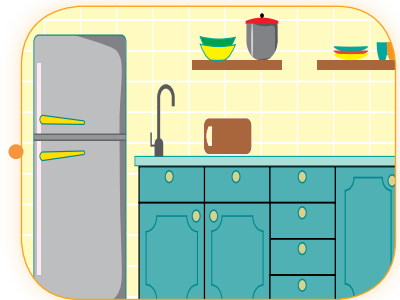
kitchen



living room



bedroom



balcony




How do I like to learn?

كيف أحب أن أتعلّم؟

في نهاية الوحدة أصبح بإمكانني تحديد الطريقة التي ساعدتني أكثر في التعلّم من خلال تلوين عدد من النجوم وفق ما يأتي:



أتلّم بطريقة الاختيار من متعدّد: 


- I read and underline:

a- The cakes (taste- touch) delicious.

b- The flowers (smell – see) nice.

c- I can't (taste- touch) the sky.

d- I can (see- smell) the moon.

أتلّم بطريقة المطابقة والوصل: 

- I listen, read and match:

bed

dishes

sofa



أتعلم بطريقة الكتابة: ☆☆☆

- I listen, write and match:



spoon



boots

أتعلم بطريقة الغناء: ☆☆☆

- I listen and sing:

- I have two eyes so I can see - And a nose to smell
- I have ten fingers that can touch - They do it very well!
- I have two ears so I can hear the birds up in the trees.

أتعلم بطريقة سماع وتكرار الإجابة: ☆☆☆


- I listen and repeat:

I wear my coat on the boat.



أتعلم بطريقة رسم الإجابة: ☆☆☆

- I draw the rooms in my house as I like them:



Unit 2

Let Us Have Fun



7.5 – 8 hours

كيف أتعلّم؟

قبل أن تبدأ دراسة هذه الوحدة، استعنُ بدليل «كيف أتعلّم؟» لتنظيم وقتك وفق جداول توزيع المهام الأسبوعيّة.

كما يمكنك تقييم تعلّمك وصولاً لإتقان مهارات التعلّم في دراسة موادّ منهاج التعلّم التمكينيّ الآتية: اللّغة الإنكليزيّة، والرياضيّات، والعلوم العامّة، واللّغة العربيّة.



Unit Lessons

Lesson 1

Let Us Watch TV

هيا نشاهد التلفاز



Lesson 2

I Like Doing Things أنا أحب القيام بالأشياء





Let's Start

Activity

What I Like To Do

ما أحب القيام به



Recognising fun places and activities.

تمييز الأماكن والأنشطة الترفيهية.



15 - 20



pencil rubber

I read and tick:

أقرأ وأشير:


Where do they like to go?

Alex likes swimming. He often goes to the swimming pool.



Judy prefers restaurants. She likes pizza a lot.





	Alex	Judy	Max	Lily
Restaurant				
Swimming pool				
Amusement park				
TV				

Lesson 1 Let Us Watch TV



programme - show - quarter - half - seven o'clock.

برنامج - برنامج عروض - ربع - نصف - الساعة تماماً.



3.5 – 4 hours



crayons



pencil



rubber




CD player



Let's Go

- I draw my favourite TV programme and I write its name and its time:

أرسم برنامجي التلفزيوني المفضل وأكتب اسمه ووقت عرضه:



Activity 1

What Time does it Start?

في أي وقت يبدأ؟



Listening and reading about the timing of different TV programmes.

الاستماع والقراءة حول توقيت البرامج التلفزيونية المختلفة.



20 - 25 minutes



CD player

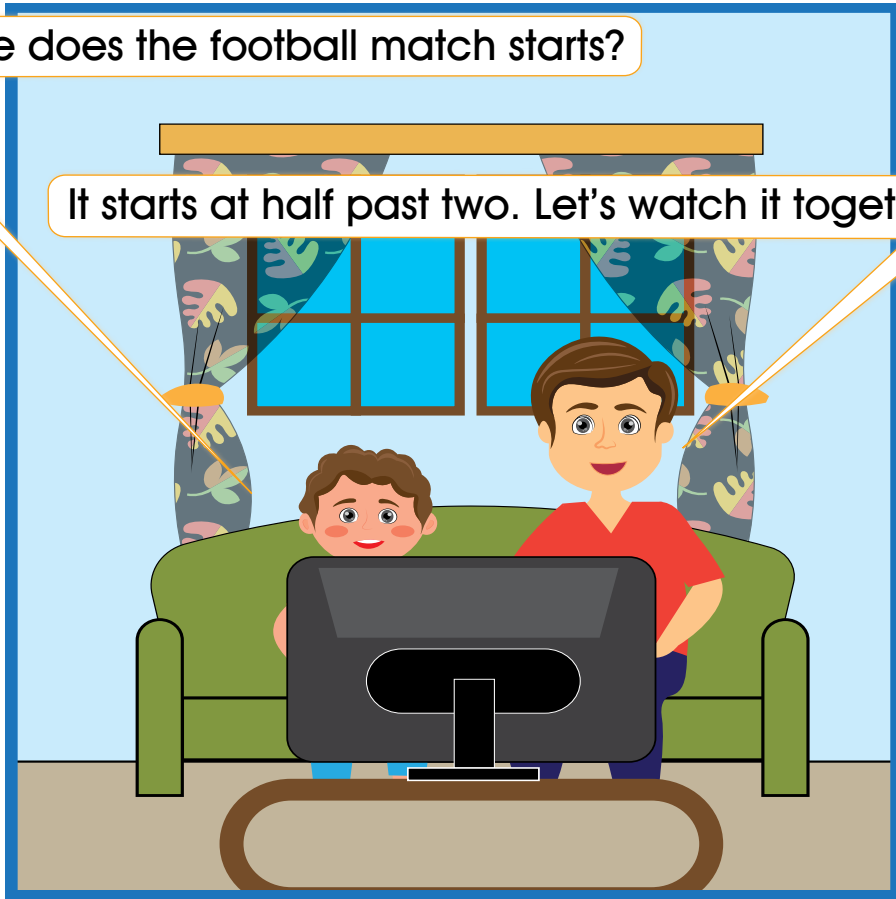


I ask and answer:


أسأل وأجيب:

What time does the football match starts?


It starts at half past two. Let's watch it together.



I don't like football. I prefer cartoons.
They start at quarter to four.



Does the quiz show start
at three o'clock?




No, it doesn't. It starts at five o'clock.

I love films. There is a good film tonight. It starts at quarter past six.



The cooking programme starts at ten o'clock in the morning.





Recognising the time.

تمييز الوقت.



10 - 20 minutes



pencil rubber

I read and draw:

أقرأ وأرسم:



It's two o'clock.



It's half past four.



It's half past five.



It's quarter past three.



It's quarter past six.



It's quarter to three.



It's quarter to seven.



It's quarter to eleven.



I Check

أتحقق من إجابتي



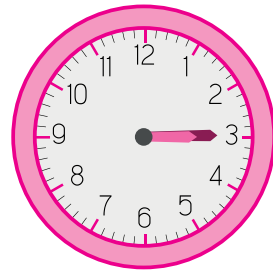
It's two o'clock.



It's half past four.



It's half past five.



It's quarter past three.



It's quarter past six.



It's quarter to three.



It's quarter to seven.



It's quarter to eleven.

Activity 3 Can You Tell the Time? هل تستطيع أن تقول كم الساعة؟



Writing the suitable words to complete the sentences .

كتابة الكلمات المناسبة لإكمال الجمل.



10 - 15 minutes



pencil rubber CD player



I listen and order as in the example:

En3-2-1-3

أستمع وأرتب كما في المثال:



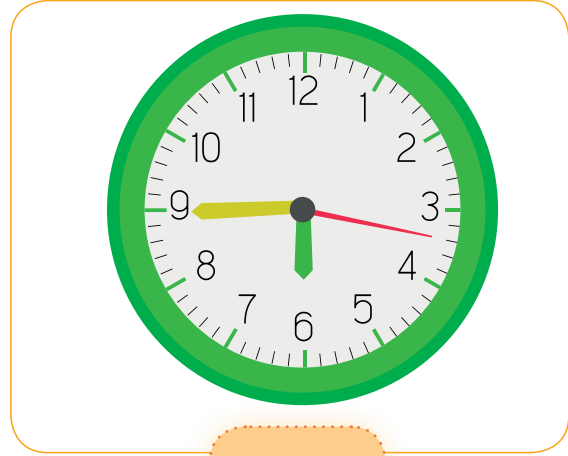
.....



.....



1



.....



I Check

أتحقق من إجابتي



1



2



3



4



Asking and answering about the time.

السؤال والإجابة عن الوقت.



10 - 15 minutes



pencil rubber

I ask and answer:

أسأل وأجيب:

What time is it?

It is quarter to six.



What time is it?



It is quarter past three.



What time is it?



It is half past eight.



What time is it?



It is nine o'clock.





Recognising and telling the time.

تمييز الوقت والإخبار عنه.



10 - 15 minutes



pencil rubber

I look, read and underline:

أنظر، أقرأ وأضع خطأ تحت الإجابة الصحيحة:

- The quiz show starts at five (past - o'clock)

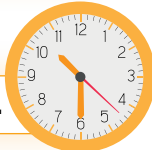
a- The film starts at (quarter - half) past six.



b- It's quarter (past - to) three.



c- The cooking programme is at (half - quarter) past ten.



I Check

أتحقّق من إجابتي

a- The film starts at quarter past six.

b- It's quarter to three.

c- The cooking programme is at half past ten.



Writing the time correctly.

كتابة الوقت بطريقة صحيحة.



10 - 20 minutes



pencil rubber

I look, read and write:

أنظر، أقرأ وأكتب:

- The cartoons start at half past eight.



a- He has lunch at



b- She watches TV at



c- They play in the garden at





I Check

أتحقق من إجابتي



2. He has lunch
at quarter past two.



3. She watches TV
at half past seven.



4. They play in the garden
at quarter to five.



Asking and answering about my favourite TV programmes.

السؤال والإجابة عن برامج التلفاز المفضلة لدي.



10 - 20 minutes




pencil rubber

I look, read and write:

أنظر، أقرأ وأكتب:

A. What is your favourite TV programme?

B. My favourite TV programme is



A. What time does it start?

B. It starts at




I Check

أتحقّق من إجابتي


A. What is your favourite TV programme?

Sample answers



B. My favourite TV programme is the news/ cartoons/ documentaries.....

A. What time does it start?



B. It starts at seven o'clock/half past eight.....



Recognising types of TV programmes.

تمييز أنواع برامج التلفاز.



10 - 20 minutes



pencil rubber

I look, find and write:

أنظر، أجد وأكتب:

kjcartoonsmnl

footballmatch

cookingprogramme

quizshowrrm

p o t r s


Documentary



1. Cooking programme



b.




c.



d.



e.



f.



I Check

أتحقّق من إجابتي

a- Cooking programme



b- Football match



c- Cartoons




d- Quiz show



e- Sports



f- Documentary





Recognising the sound of the letters /s/, and pronouncing it correctly.

تمييز صوت الحرفين /s/ ولفظهما بشكل صحيح.



10 - 15 minutes




CD player




I listen and repeat : En3-2-1-9


أستمع، وأكرر:



sleep



slide



slope



slim

When I sleep, I slide down a slope into a world of dreams.



Recognising when to write capital letters and full stops.

تمييز متى أكتب الأحرف الكبيرة والنقاط.



10 - 20 minutes



pencil rubber

I write the capital letters and full stops:

أكتب الحروف الكبيرة والنقاط:

- tim likes football

Tim likes football.

- he plays football on friday

He plays football on Friday.

a- max watches cartoons on friday

.....

b- my favourite programme is quiz show

.....

c- lily loves films

.....

d- i watch the cooking programme on monday

.....




I Check

أتحقق من إجابتي

Max watches cartoons on Friday. My favourite programme is quiz show. Lily loves films. I watch the cooking programme on Monday.

Lesson Self-Assessment

أختبر نفسي

 (15-20) minutes

1- I read and match:

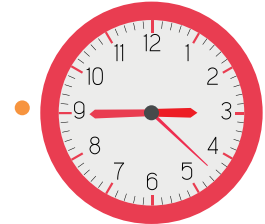
أقرأ وأصل:

1- It is five o'clock.

2- It is quarter to three.

3- It is half past seven.

4- It is quarter past ten.



2- I look, read and write:

أنظر، أقرأ وأكتب:


1- He watches the



at



2- The



programme is at



3- The




start at




3- I look and write :

أقرأ وأكتب:



..... ide



..... ug



..... ipper



..... ed



..... eep

4- I write:

أكتب:

1- My favourite Tv programme is

2- It starts at

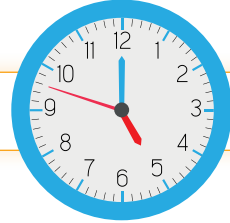


I Check

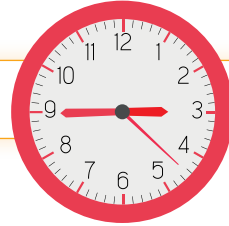
أتحقق من إجابتي

1- I read and match:

1- It is five o'clock.



2- It is quarter to three.



3- It is half past seven.



4- It is quarter past ten.




2- I look, read and write:

- 1- He watches the quiz show at eight o'clock .
- 2- The cooking programme is at half past nine.
- 3- The cartoons start at quarter past four.

3- I look and write:

أقرأ وأكتب:



slide



slug



slipper



sled



sleep




4- I write:

أكتب:

1- My favourite TV programme is the quiz show- cartoons
- sports show.....

2- It starts at 7 o'clock. / half past four



<p>I am able to أستطيع أن</p>			
<p>1. Tell and write the time. (It's two o'clock/ half past eight/ quarter past three). أقول وأكتب كم الوقت (الساعة الثانية تماماً/ الساعة الثامنة والنصف/ الثالثة والرابع).</p>			
<p>2. Ask and answer about the time. (What time is it? It's three o'clock.) أسأل وأجيب عن الوقت. (كم الساعة؟ إنها الثالثة تماماً).</p>			
<p>3. Talk about my favourite TV programmes. (My favourite TV pogramme is the Cartoons). أتحدث عن برامج المفضلة (برنامجي التلفاز المفضل هو الرسوم المتحركة).</p>			
<p>4. Write the letters /s/ slide sleep. . slide sleep /s/ أكتب الحرفين /s/</p>			
<p>5. Say the sound of the letters /s/ correctly. ألفظ صوت الحرفين /s/ بشكل صحيح.</p>			
<p>6. Write capital letters and full stops in sentences. (Tim likes football). أكتب الأحرف بشكل كبير والنقاط في الجمل (Tim likes football).</p>			

● I match the TV programme to its place in the table.

أصل البرنامج التلفزيوني إلى مكانه المناسب في الجدول:


6:30	
6:45	
7:15	
8:00	



Be Creative
at quarter
past seven.



Adventure
Kids
at half past
six.



Young
Scientists
at quarter to
seven.



I **Help** MY
NEIGHBOURHOOD

I Help my
Neighbourhood
at eight.

Lesson 2 I Like Doing Things



neighbour - flat - kind - come in - nice.

الجَارّ - شَقَّة - لطيف - تفضَّل - لطيف.



2 - 3 hours



crayons



pencil



rubber



CD player



Let's Go

● I draw and name my favourite hobby:

أرسم وأسمي هوايتي المفضلة:



My favourite hobby is _____



Recognising different activities.

تمييز أنشطة مختلفة.



7 - 10 minutes



pencil rubber CD player



I listen, read and circle:

En3-2-2-1

أستمع، أقرأ وأضع دائرة:



a- cycling



b- listening to music



a-. watching TV



b- taking photos



a- reading books




b- singing



a- working out



b- hiking



a- fishing



b- drawing



I Check

أتحقق من إجابتي

a- cycling



b- taking photos




b- singing



b- hiking



a- fishing





Expressing what activities I like doing.

التعبير عن النشاطات التي أحب القيام بها.



12 - 15 minutes



pencil rubber

I read and write the correct answer:

أقرأ وأختار الإجابة الصحيحة:

playing the piano - collecting stamps - cooking - playing tennis
watching TV- playing football - learning English

1- I like **playing the piano**.



2- I don't like **collecting stamps**.



3- I like



4- I don't like



5- I like



6- I like



7- I don't like



I Check

أنحَقِّق من إجابتي



1- I like learning English.



2- I don't like playing football.



3- I like cooking.



4- I like playing tennis.



5- I don't like watching TV.



Expressing what I like and don't like.

التعبير عن ما أحب وما لا أحب.



7 - 10 minutes



pencil rubber

I look, read and write:

أنظر، أقرأ وأكتب:

	playing the guitar	Watching TV	Playing chess	Swimming in the sea	Listening to music	Water skiing	Collecting things
Like							
Don't like							

- I like collecting things.

- I don't like water skiing.

1- I listening to music.

2- I swimming in the sea.

3- I playing chess.

4- Do you like watching TV.?

No, I don't. I watching TV.

5- Do you like playing the guitar?

Yes, I do. I playing the guitar.



I Check

أتحقق من إجابتي

1- I like listening to music.

2- I don't like swimming in the sea.

3- I like playing chess.

4- Do you like watching TV?

No, I don't. I don't like watching TV.

5- Do you like playing the guitar?

Yes, I do. I like playing the guitar.



Recognising different activities in the pictures.

تمييز أنشطة مختلفة في الصور.



8 - 12 minutes



pencil rubber

I read and match:

أقرأ وأطابق:


1- I like playing the piano.




2- She likes reading.



3- He doesn't like playing football.
He likes playing basketball.



4- They don't like swimming in the sea.



5- I don't like watching TV.
I like playing chess.



6- We like cooking.





I Check

أتحقق من إجابتي



1- I like playing the piano.



2- She likes reading.



3- He doesn't like playing football. He likes playing basketball.



4- They don't like swimming in the sea.



5- I don't like watching TV. I like playing chess.



6- We like cooking.



Asking and answering about what I like doing.

السؤال والإجابة حول ما أحب أن أفعل.



10 - 15 minutes





pencil rubber CD player



I listen and number:

En3-2-2-5

أستمع وأضع الرقم:





I Check

أتحقق من إجابتي


1- Playing the guitar.



2- Watching TV.



3- Reading stories.



4- Collecting stamps.



5- Swimming in the sea





Expressing what I like doing.

التعبير عما أحب القيام به.



10 - 13 minutes



pencil rubber

● I read and match:

أقرأ وأطابق:

What do you like doing? I like water skiing.

1- What do you like doing?

a- No, he doesn't like listening to music.

2- What does she like doing?

b- We like collecting things.

3- Do you like reading books?

c- No, I don't. I like playing the piano.

4- Do you like playing the guitar?

d- Yes, I do. I like reading books.

5- Does he like listening to music?

e- She likes swimming in the sea.



I Check

أتحقق من إجابتي

1- What do you like doing?
b- We like collecting things.

2- What does she like doing?
e- She likes swimming in the sea.

3- Do you like reading books?
d- Yes, I do. I like reading books.

4- Do you like playing the guitar?
c- No, I don't. I like playing the piano.

5- Does he like listening to music?
a- No, he doesn't like listening to music.



Using the correct words.

استخدام الكلمات المناسبة.



10 - 15 minutes



pencil rubber

● I read and write:

أقرأ وأكتب:

collecting - listening - watching - swimming - playing

- We like playing the guitar.

1- I like in the sea.

2- He likes..... TV.

3- They like..... shells.

4- Mike likes..... to music.

5- She doesn't like Tennis.



I Check

أتحقق من إجابتي

1- I like swimming in the sea.

2- He likes watching TV.

3- They like collecting shells.

4- Mike likes listening to music.

5- She doesn't like playing tennis.



Pronouncing the sound of the letters /cr/.

لفظ صوت حرفي /cr/.



4 - 6 minutes



CD player 



I listen and repeat:

En3-2-2-8

أستمع وأكرر:



The **c**row stole my **c**rayon and I **c**ried



Recognising the sound /cr/ in different words.

تمييز الصوت /cr/ في كلمات مختلفة.



7 - 10 minutes



pencil  rubber  CD player 



I listen, read and circle letters /cr/:

En3-2-2-9

أستمع، أقرأ وأضع دائرة حول الأحرف /cr/:

The **cr**ab crawled out of the ground.
It ate my **cr**ops and my **cr**isp corn.
I **cr**afted a fence to keep my **cr**ops safe.



I Check

أتحقق من إجابتي

The **cr**ab **cr**awled out of the ground.
It ate my **cr**ops and my **cr**isp corn.
I **cr**afted a fence to keep my **cr**ops safe.



Writing Letters.

كتابة أحرف.



10 - 13 minutes



pencil rubber

I look and write:

أنظر وأكتب:



M.....n



..... ab



Sp.....n



Ice eam



..... oss



F.....d



I Check

أتحقق من إجابتي

Moon

Crab

Spoon


Ice cream

Cross

Food

Lesson Self-Assessment

أختبر نفسي

 (15-20) minutes

1- Is it Tom or Jane? I look and choose:

هل هو توم أم جين؟ أنظر وأختار:



Activities	Tom	Jane
1. I like riding a bike.	Tom	Jane
2. I don't like playing football.	Tom	Jane
3. I don't like playing basketball.	Tom	Jane
4. I like skating.	Tom	Jane
5. I like playing basketball.	Tom	Jane
6. I don't like diving.	Tom	Jane
7. I like playing tennis.	Tom	Jane
8. I like playing football.	Tom	Jane

2- I write about myself:

أكتب عن نفسي:

Activities	My Name
1. Collecting things.	I like collecting shells.
2. Water skiing.
3. Playing the guitar.
4. Playing chess.
5. Swimming in the sea.

- Answers vary.



I Check

أتحقق من إجابتي

1- Is it Tom or Jane? I look and choose:



Tom	Jane
I like riding a bike.	I don't like playing football.
I don't like playing basketball.	I like skating.
I like playing tennis.	I like playing basketball.
I like playing football.	I don't like diving.

2- I write about myself:


Activities	My Name
1. Collecting things.	I like collecting shells.
2. Water skiing.
3. Playing the guitar.
4. Playing chess.
5. Swimming in the sea.



<p>I am able to أستطيع أن</p>			
<p>1. Express activities I like doing. (playing football- cycling) أعبر عن الأنشطة التي أحب القيام بها (لعب كرة القدم- قيادة الدراجة).</p>			
<p>2. Express what I don't like doing. (I don't like swimming in the sea.) أعبر عما لا أحب القيام به (لا أحب السباحة في البحر).</p>			
<p>3. Ask and answer about things I like doing. (What do you like doing? - I like playing the piano) أسأل وأجيب عن الأشياء التي أحب القيام بها (ماذا تحب أن تفعل؟ - أحب العزف على البيانو)</p>			
<p>4. Pronounce the sound of the letters (cr) crow - cry . ألفظ صوت الحرفين (cr) · crow - cry</p>			

● I interview a friend and ask what they like:

أجري مقابلة مع صديقي وأسأله عن ما يحب:



Age?

photo

favourite food

favourite color

favourite TV Show

favourite flavour of ice cream

A collection of line-art icons arranged in a grid. The icons are: a birthday cake with two lit candles and three stars above it; a smartphone with the word 'photo' on the screen; a plate with a knife and a fork; a crayon; a television set; and an ice cream cone with three scoops.



1- I look and write:

أنظر وأكتب:




a-



b-



c-



d-



e-



f-



g-



h-

2- I write:

أكتب:

- Let's watch
- It starts at
- Let's play
- I don't like
- I like
- Does the start at?
No, It starts at



(15-20) minutes

3- I write about my family:

أكتب عن عائلتي:

My father likes reading books

Blank speech bubbles for writing about family members.

4- Is it /cr/ ? I complete the words that have /cr/:

..... ow

..... wl

..... ocodile


..... y

How do I like to learn?

كيف أحب أن أتعلّم؟

في نهاية الوحدة أصبح بإمكانني تحديد الطريقة التي ساعدتني أكثر في التعلّم من خلال تلوين عدد من النجوم وفق ما يأتي:



أَتعلّم بطريقة الاختيار من متعدّد: 


- I look, read and underline:

a- The film starts at (quarter- half) past six.



b- It's quarter (past - to) three.



أَتعلّم بطريقة المطابقة والوصل: 

- I read and match:

1- What do you like doing?

e- She likes swimming in the sea.

2- What does she like doing?

b- We like collecting things.

أَتَعَلَّمُ بِطَرِيقَةِ الْكِتَابَةِ: ☆☆☆

- I listen, write and match:

1- I like **playing the piano**.




2- I don't like **collecting stamps**.




أَتَعَلَّمُ بِطَرِيقَةِ سَمَاعٍ وَتَكَرَّرِ الْإِجَابَةِ: ☆☆☆

- I listen and repeat:



sleep



slope

أَتَعَلَّمُ بِطَرِيقَةِ رَسْمِ الْإِجَابَةِ: ☆☆☆

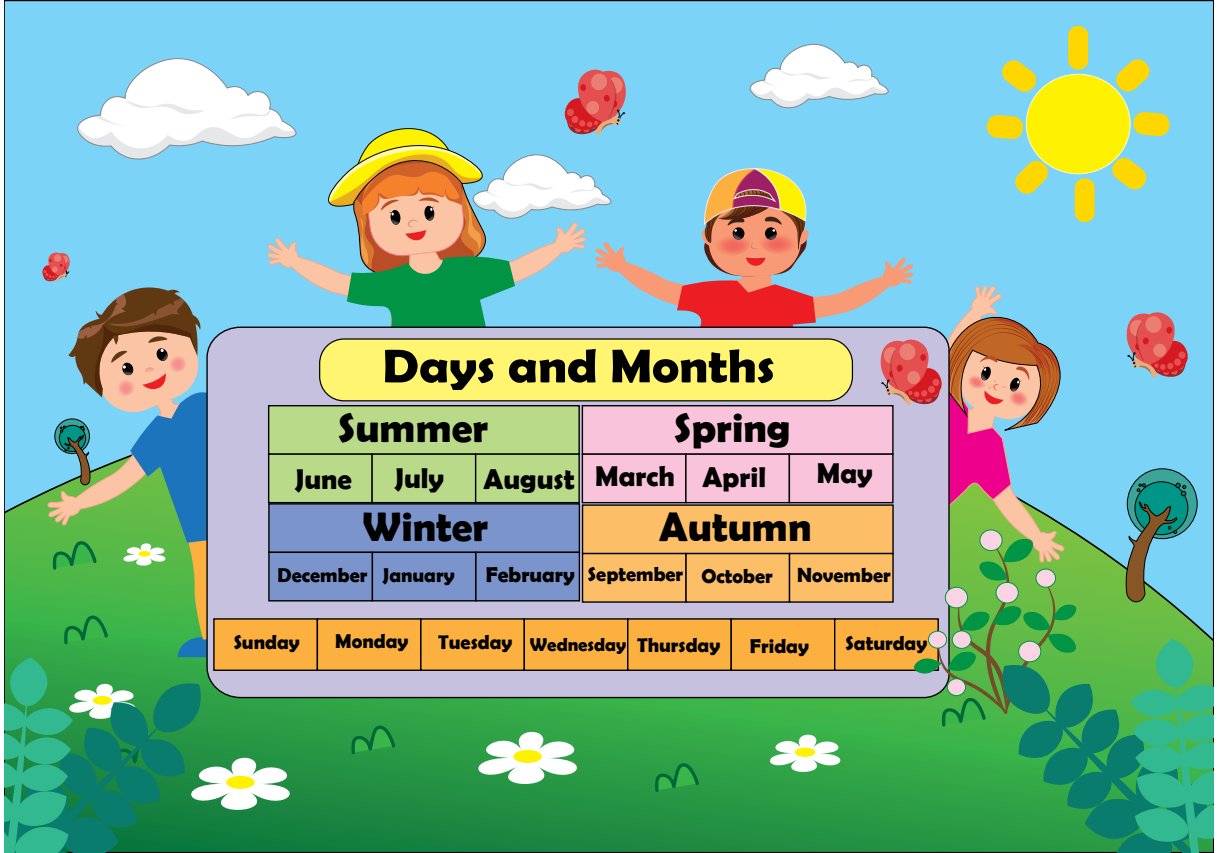
- I read and draw:



It's two o'clock.

Unit 3

Days and Months



7.5 - 9 hours

كيف أتعلّم؟

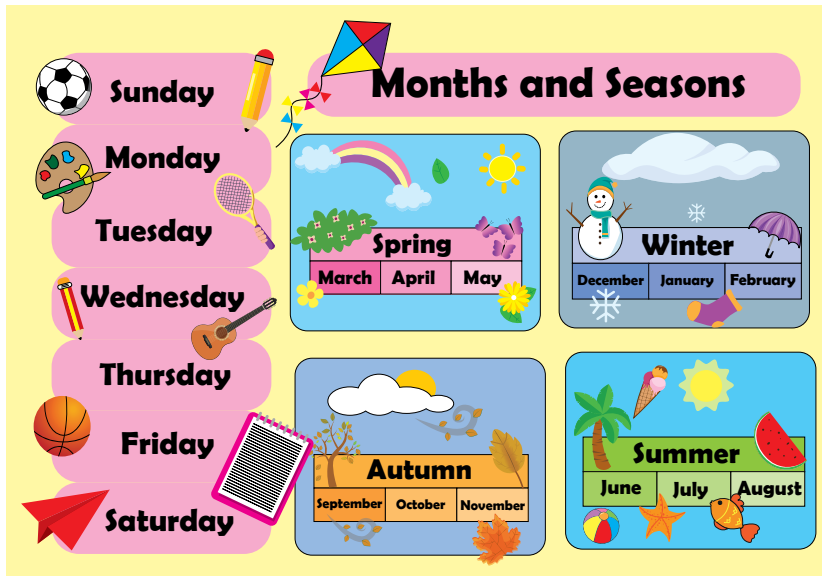
قبل أن تبدأ دراسة هذه الوحدة، استعنُ بدليلِ «كيف أتعلّم؟» لتنظيم وقتك وفق جداولِ توزيعِ المهامِّ الأسبوعيّة. كما يمكنكِ تقييمُ تعلّمك وصولاً لإتقانِ مهاراتِ التعلّم في دراسة موادّ منهاج التعلّم التّمكينيّ الآتية: اللّغة الإنكليزيّة، والرياضيّات، والعلوم العامّة، واللّغة العربيّة.

Unit Lessons

Lesson 1

Months and Seasons

الأشهر والفصول

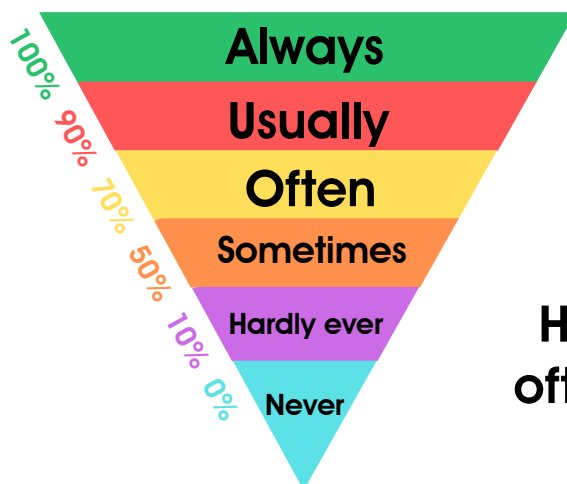


Lesson 2

A Different Day

يومٌ مختلف

Adverbs & Expressions of Frequency



How often?





Let's Start

Activity

Let's Colour

هَيَّا نَلَوْن



I will have a general idea about the calendar.

أحصل على فكرة عامة حول التقويم.



8 - 10 minutes



crayons



pencil



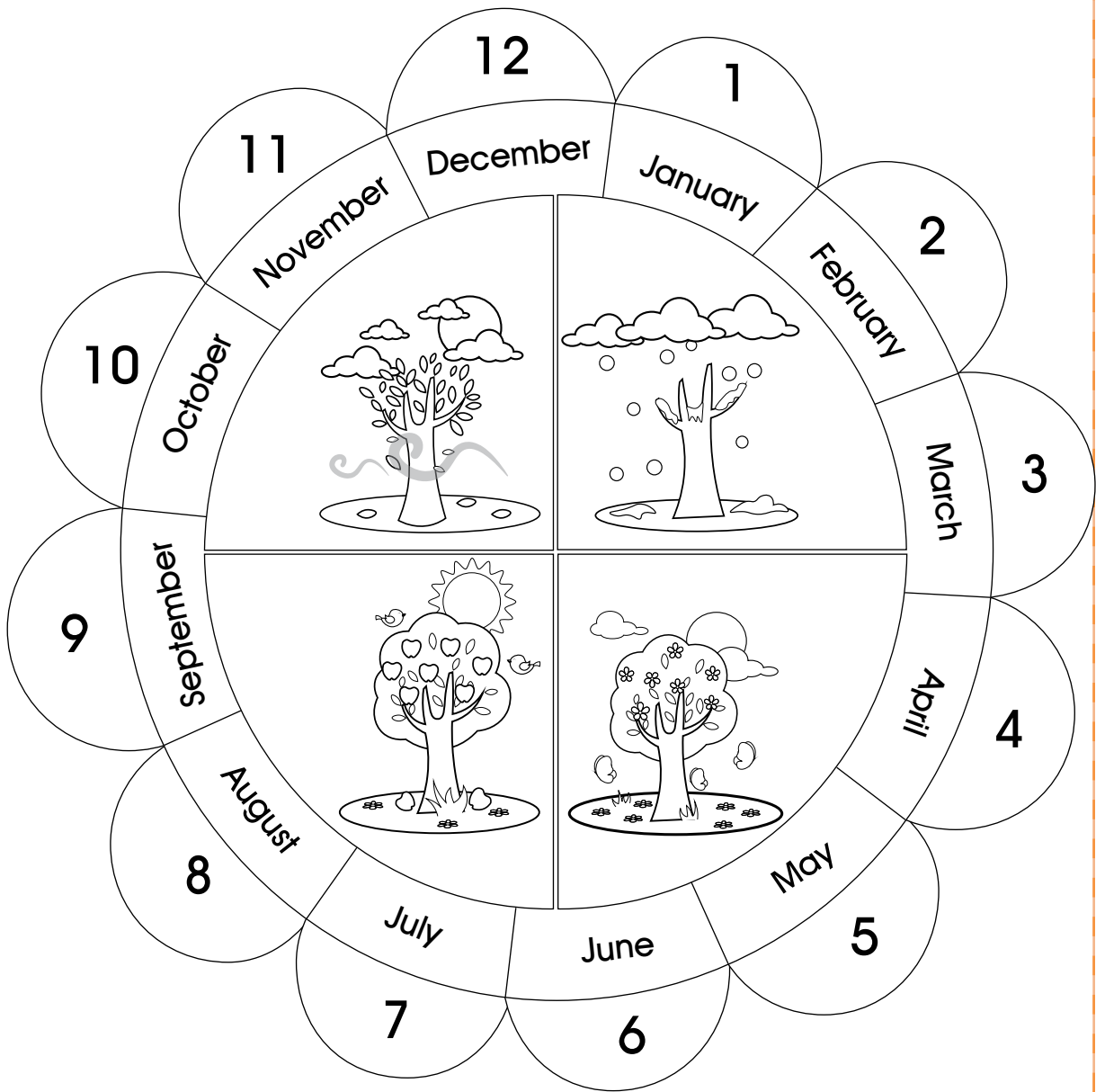
rubber



I draw and color:

أرسم وألَوْن:

Spring	Summer
Autumn	Winter



Lesson 1 Months and Seasons

Months and Seasons

Sunday
Monday
Tuesday
Wednesday
Thursday
Friday
Saturday

Spring
March April May

Winter
December January February

Autumn
September October November

Summer
June July August



months - seasons - the weather.

الأشهر - فصول السنة - الطقس.



2 – 3 hours



crayons



pencil



rubber



CD player




Let's Go

● I colour my favourite season then I draw:

ألون فصلي المفضل ثم أرسم:




Winter



Spring



Summer



Autumn

I draw my favourite activity
of the season I like.

I draw my favourite fruit of
the season I like.

I write my name. I write
some words about my
favourite season.

I draw clothes I wear during
my favourite season.



Recognising the words to describe the weather.

تمييز الكلمات لوصف الطقس.



7 - 10 minutes



pencil rubber CD player



I listen, repeat and point:

En3-3-1-1

أستمع، أكرر وأشير:



- What is the weather like today? It is hot today.

1. It is cold



2. It is rainy




3. It is sunny



4. It is windy



5. It is cloudy





Recognising the four seasons and the weather in each one.

تمييز الفصول الأربعة والطقس في كلٍّ منها.



12 - 15 minutes



pencil  rubber  CD player 



I listen and choose the correct answer:

En3-3-1-2

أستمع وأختار الإجابة الصحيحة:

- What is the weather like in summer?

- It is (cold and rainy/ hot and sunny)

1. In winter, it is often (cold and rainy/ hot and sunny).

2. It is usually (warm and sunny/ cold and windy) in spring.

3. It is (hot and sunny/ windy and cloudy) in autumn.

4. It is often (hot/ cold) in summer.





I Check

أتحقق من إجابتي

1. In winter, it is often cold and rainy.



2. It is usually warm and sunny in spring.



3. It is windy and cloudy in autumn.



4. It is often hot in summer.





Recognising the months in each season and the weather during these months.

تحديد الشهور في كل فصل والطقس خلال هذه الأشهر.



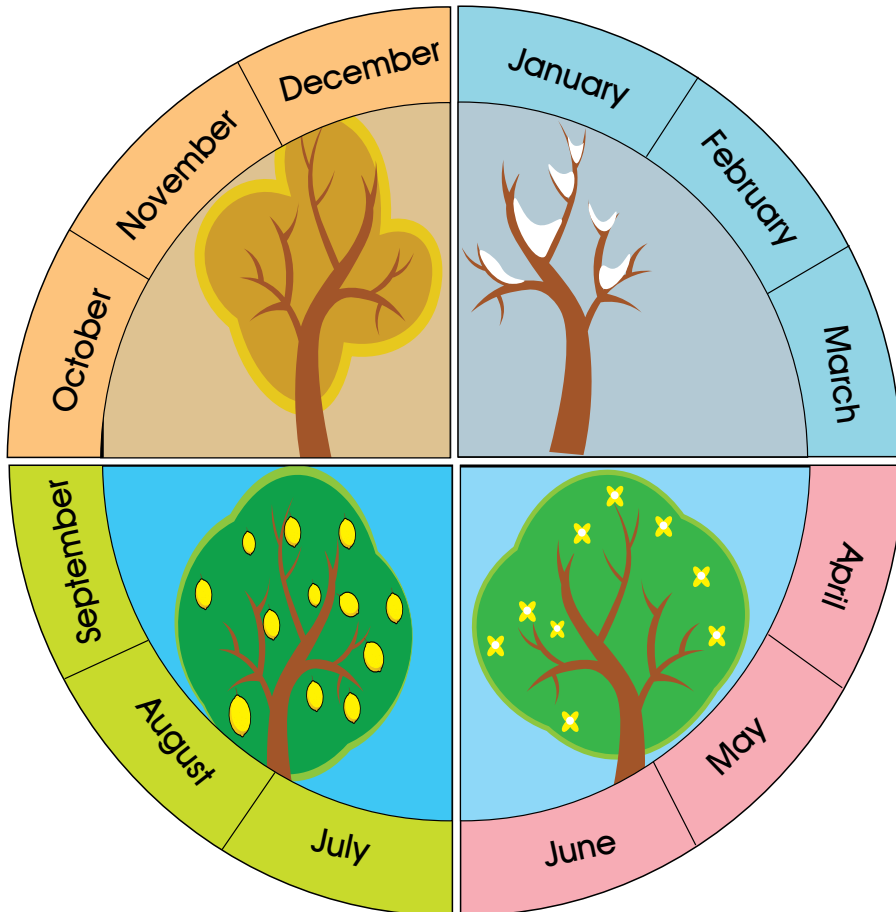
12 - 15 minutes



pencil rubber

I look, read and choose:

أنظر، أقرأ وأختار:



- What's the weather like in January?
- It's often (**hot and sunny/ cold and rainy**).
- 1. Winter months are December, January and (**February/ July**).
- In December, it is often (**sunny/ rainy**).
- 2. Spring months are (**March/ July**), April and May.
- It is usually (**sunny/ cold**) in April.
- 3. September, October and November are in (**autumn/ summer**).
- It's (**windy/ sunny**) and cloudy in October.
- 4. (**May/June**), July and August are in summer.
- It's always (**cold/ hot**) in July.



I Check

أتحقق من إجابتي

1. Winter months are December, January and February.
 - In December, it is often rainy.
2. Spring months are March, April and May.
 - It is usually sunny in April.
3. September, October and November are in autumn.
 - It's windy and cloudy in October.
4. June, July and August are in summer.
 - It's always hot in July.



Recognising the months in each season.

تمييز أشهر كل فصل.



8 - 12 minutes



pencil rubber

I read and match:

أقرأ وأطابق:


March	January	April	February
May	June	August	November
October	July	September	December

Winter	→	December	January	February
Spring	→
Summer	→
Autumn	→

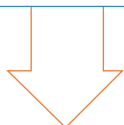


I Check

أتحقق من إجابتي




summer



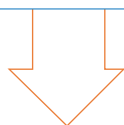
June

July

August



spring



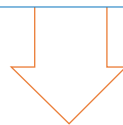
March

April

May




autumn



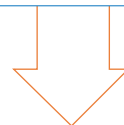
September

October

November



winter



December

January

February



Spelling the seasons correctly.

تهجئة الفصول بشكل صحيح.



10 - 15 minutes




pencil rubber


I read and write:

أقرأ وأكتب:

- I like to go skiing in w..... .



- I like to go camping in s..... .



- I like to eat ice cream in s



- I like to walk in the park in a







I Check

أتحقق من إجابتي


- I like to go skiing in winter.




- I like to go camping in spring.



- I like to eat ice cream in summer.



- I like to walk in the park in autumn.





Ordering a conversation.

ترتيب محادثة.



7 - 10 minutes



pencil rubber CD player



I listen and order: En3-3-1-6

أستمع وأرتب:

What's the weather like in winter?

Do you like winter?

Why do you like it?

It's often cold and rainy in winter.

I like it because I make a snowman.

Yes, I do.



I Check

أتحقق من إجابتي

1

It's often cold and rainy in winter.

2

Do you like winter?

3

Yes, I do.

4

Why do you like it?

5

I like it because I make a snowman.



Describing the seasons.

وصف الفصول.



10 - 15 minutes



pencil rubber

I read and write:

أقرأ وأكتب:

autumn

spring

winter

summer

warm

sunny

snowy

windy



- It's


winter

. It's



snowy .


- It's




. It's



- It's



. It's



- It's



. It's






I Check


أتحقق من إجابتي

It's winter




snowy

It's spring



warm

It's summer



sunny

It's autumn



windy



Pronouncing the sound of letters /gr/.

لفظ صوت الأحرف /gr/ .



4 - 6 minutes




CD player 



I listen and repeat: **En3-3-1-8**

أستمع وأكرر:



/gr/ grass, grapes

In summer, the grass turns green. The grapes grow big and taste great.



Matching the seasons with the things.

مطابقة الفصول مع الأشياء.



7 - 10 minutes



pencil rubber



I look, read and match:

أنظر، أقرأ وأطابق:


summer



spring



winter



autumn



snowman



leaves



ice cream




grass



corn



flower



oranges



beach




I Check

أتحقق من إجابتي

It's winter



snowman



oranges

It's spring



flower



grass

It's summer



ice cream



beach

It's autumn



leaves



corn



Writing words starting with (gr).

أكتب كلمات تبدأ بـ (gr).



10 - 13 minutes



pencil / rubber CD player

I fill in the spaces with words from the list: **En3-3-1-10**

أملأ الفراغات بالكلمات من القائمة:

grain - ground - grind - green - grass - gray

In autumn, the sky turned and the
..... lost its colour.

It was time to the

The olives fell to the



I Check

أتحقق من إجابتي

In autumn, the sky turned gray and the grass
lost its green colour. It was time to grind the
grain. The olives fell to the ground.

Lesson Self-Assessment

أختبر نفسي



(15-20) minutes

1- I reorder:

أعيد الترتيب:

1- months /twelve/ in / are/ a year. /There
.....

2- is /My /summer./ season/ favourite/
.....

3- like /because/ I /warm. /it /is/ spring/
.....

4- is/ and/ cold /It/ winter./ snowy /in/
.....

5- hot/ Today,/ it/ and /is /sunny./
.....

2- I fill in the spaces:

أملأ الفراغ:

- It is winter. Winter months are December,
andIt is often rainy and
- It is spring. Spring months are,
and It is usually in spring .
- It is autumn. Autumn months are,
andIt isin autumn.
- It is summer. Summer months are,
and In summer, it's always



1- I reorder:

1- There are twelve months in a year.

2- My favourite season is summer.

3- I like spring because it is warm.



4- It is cold and snowy in winter.

5- Today, it is hot and sunny.

2- I fill in the spaces:


- It is winter. Winter months are December, **January** and **February**. It is often rainy and **cold**.
- It is spring. Spring months are **March**, **April** and **May**. It is usually **warm** in spring.
- It is autumn. Autumn months are **September**, **October** and **November**. It is **cool** in autumn.
- It is summer. Summer months are **June**, **July** and **August**. In summer, it's always **hot**.



<p>I am able to أستطيع أن</p>			
<p>1. Recognise the words that describe the weather. e.g. It's rainy - It's sunny. أميز الكلمات التي تصف الطقس مثال: الطقس ماطر - الطقس مشمس.</p>			
<p>2. Talk about seasons and months. e.g. Spring (March - April - May). أتحدث عن الفصول والشهور مثال الربيع يتضمن (آذار - نيسان - أيار).</p>			
<p>3. Express likes and dislikes. e.g. I like to eat ice cream in summer. أعبر عما أفضله وما لا أفضله مثال أحب تناول المثلجات في الصيف.</p>			
<p>4. Identify the sound of letters /gr/ in words. e.g. green أحدد صوت الحروف /gr/ في الكلمات مثال كلمة أخضر.</p>			
<p>5. Write words that start with the letters /gr/. e.g. grass. أكتب كلمات تبدأ بالحروف /gr/ مثال كلمة عشب.</p>			

I trace the kinds of weather and I fill in the blank:

أَتتبع أنواع الطقس وأملاً الفراغ:



Sunny



Partly Cloudy



Cloudy



Stormy



Rainy



Snowy

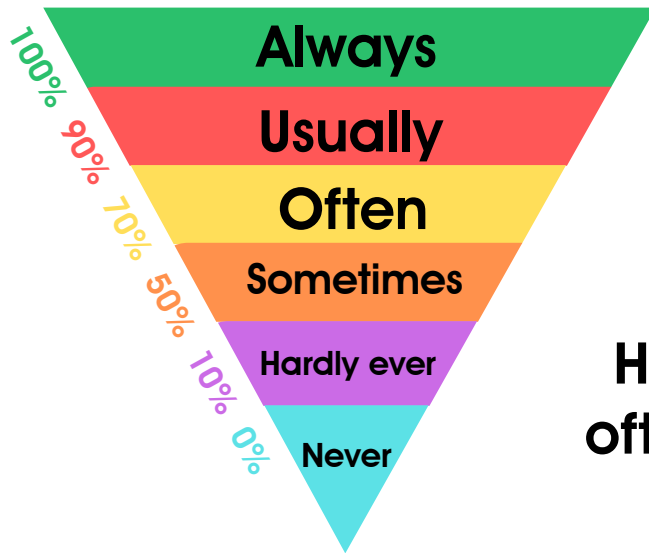


Windy

I love weather.

Lesson 2 A Different Day

Adverbs & Expressions of Frequency



How often?



always - usually - often - sometimes - never.

دائماً - عادةً - غالباً - أحياناً - أبداً.



4 – 5 hours



crayons



pencil



rubber



CD player



Let's Go


● I plan my day!

I name the activity and match it to the time of the day:


أخطط ليومي!

أسمّي النّشاط وأصله مع الجزء من اليوم:



Morning



Afternoon



Evening





Recognising daily activities.

تمييز الأنشطة اليومية.



7 - 10 minutes



pencil

rubber



CD player



I listen and repeat:

En3-3-2-1

أستمع، وأكرر:



1. I brush my teeth.



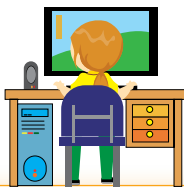
4. I tidy my bedroom.



2. I ride my bike.



5. I read a story .



3. I use my computer.



6. I help my mum .



Recognising adverbs of frequency.

تمييز ظروف التكرار.



12 - 15 minutes



pencil rubber

I read and fill in the blanks:

أقرأ وأملأ الفراغات:

I **never** stay late at night.



	Sunday	Monday	Tuesday	Wednesday	Thursday	Friday	Saturday
always							
usually							
often							
sometimes							
never							



1. I wash my hands with water and soap.



2. I tidy my bedroom.



3. I read a story with my grandfather.



4. I play football in the yard.



5. I run in the street.



I Check

أتحقق من إجابتي

1. I **always** wash my hands with water and soap.



2. I **usually** tidy my bedroom.



3. I **often** read a story with my grandfather.



4. I **sometimes** play football in the yard.



5. I **never** run in the street.



	Sunday	Monday	Tuesday	Wednesday	Thursday	Friday	Saturday
always							
usually							
often							
sometimes							
never							



Expressing what my friends do during the week.

التعبير عما يقوم به أصدقائي خلال الأسبوع.



7 - 10 minutes



pencil rubber

I look, read and match:

أنظر، أقرأ وأطابق:

- She **always** plays the piano.


1. We **always** help mum and dad.

2. She **usually** uses the computer.

3. He **often** reads a story.

4. They **sometimes** ride bikes in the park.

5. I **never** do my homework at school.





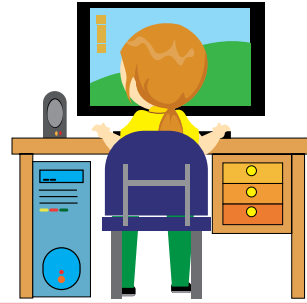
I Check

أتحقق من إجابتي

1. We **always** help mum and dad.



2. She **usually** uses the computer.



3. He **often** reads a story.



4. They **sometimes** ride bikes in the park.



5. I **never** do my homework at school.





Recognising daily activities.

تمييز الأنشطة اليومية.



8 - 12 minutes



pencil



rubber




CD player



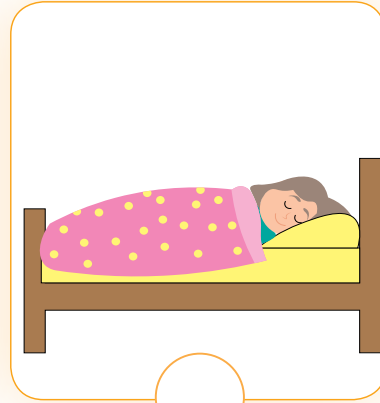
I listen and number:

En3-3-2-4

أستمع، وأضع رقم:



1





I Check

أتحقق من إجابتي



1. I always make my bed.



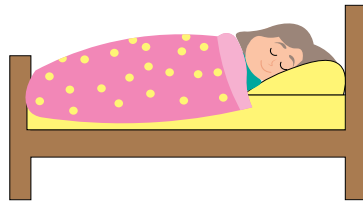
2. I usually do my homework.



3. I often help my dad.



4. I sometimes visit my grandparents.



5. I go to bed early.



Describing routines.

وصف الروتين اليومي.



10 - 15 minutes



pencil rubber

I reorder:

أعيد الترتيب:

1. brushes/ Tomy/ his/ teeth./ always

Tomy always brushes his teeth.



2. never/ gets up/ late./ He/

.....




3. often /the guitar. / My brother/ plays/

.....



4. watch TV. / sometimes/ We /in the afternoon.

.....



5. on Monday./ usually/ chess/ I/ play

.....



6. always/ She/ with her sister./ plays


.....




I Check

أتحقق من إجابتي

2. He never gets up late.




3. My brother often plays the guitar.



4. We sometimes watch TV in the afternoon.



5. I usually play chess on Monday.



6. She always plays with her sister.





Talking about what I am doing today.

التحدث عما أقوم به اليوم.



10 - 13 minutes



pencil rubber

I look, read and choose the correct answer:

أنظر، أقرأ وأختار الجواب الصحيح:

- What are you doing?

I am (tidying my room/ cooking).



1. What are you doing?

I am (watching TV/ playing the guitar).



2. What are you doing today?

Today, I am (swimming in the sea/ listening to music).



3. What are you doing today?

Today, I am (playing tennis/ reading a story).



4. What are you doing now?

Now, I am (doing my homework/ helping my mum).



5. What are you doing now?

Now, I am (taking photos/ playing chess).



I Check

أتحقق من إجابتي

1. What are you doing?

I am playing the guitar.



2. What are you doing today?

Today, I am swimming in the sea.



3. What are you doing today?

Today, I am playing tennis.



4. What are you doing now?

Now, I am helping my mum.



5. What are you doing now?

Now, I am taking photos.





Expressing what I do every day and what is different today.

التعبير عما أفعله كل يوم وعما هو مختلف اليوم.



10 - 15 minutes



pencil  rubber  CD player 



I listen and choose: **En3-3-2-7**

أقرأ وأختار:

-I always (read books - draw pictures).

But today, I am (riding a bike - watching cartoons).

1. Mum always (goes to work/ reads books).

But today she's (helping me/ playing the piano).

2. I often (listen to music/ play football) in the afternoon.

I'm (playing tennis/ watching TV) now.

3. My father sometimes (rides his bike/ watches TV) in the evening.
But he is (washing his car/ playing chess) with me now.
4. My brother usually (meets his friends/ tidies his room).
He is (drinking tea/ listening to music) now.



I Check

أتحقق من إجابتي

1. Mum always goes to work. But today she's helping me.
2. I often play football in the afternoon. I'm watching TV now.
3. My father sometimes rides his bike in the evening. But he is playing chess with me now.
4. My brother usually tidies his room. He is listening to music now.



Discussing activities today and every day.

التحدّث عن أنشطة اليوم وكل يوم.



4 - 6 minutes



pencil rubber

I read and choose:

أقرأ وأختار:

- My brother always (**is doing**, **does**) his homework in the afternoon.



1. I (**am playing**, **play**) basketball today.



2. He sometimes (**is collecting**, **collects**) stamps.





3. We always (have, are having) breakfast in the morning.



4. Tom (is helping, helps) mum now.



5. Sally and Tom (fly, are flying) a kite now.



I Check

أتحقق من إجابتي

1. I am playing basketball today.



2. He sometimes collects stamps.



3. We always have breakfast in the morning.



4. Tom is helping mum now.



5. Sally and Tom are flying a kite now.





Recognising daily routine activities.

تمييز أنشطة روتيني اليومي.



7 - 10 minutes



pencil rubber



I listen and complete the table about Anne's routine:

En3-3-2-9

أستمع وأكمل الجدول عن روتيني أنا:

She is Anna.

On Monday, she reads books.

On Tuesday, she writes stories.


On Wednesday, she studies English.

On Thursday, she plays with the ball.

On Friday, she goes to the park.

On Saturday, she eats pizza.

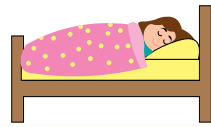
On Sunday, she sleeps all day.



Monday	Tuesday	wednesday	Thursday	Friday	Saturday	Sunday



study



sleep



write



go



read



play



eat



I Check

أتحقق من إجابتي

Monday

read

Tuesday

write

Wednesday

study

Thursday

play

Friday

go

Saturday

eat

Sunday

sleep



Matching the activities with the times of the day correctly.

المطابقة بين الأنشطة وأوقات اليوم بشكل صحيح.



4 - 6 minutes



pencil rubber

I read and write:

أقرأ وأكتب:

wash my face

write stories

have breakfast

have a shower


do my homework


take a walk


get up

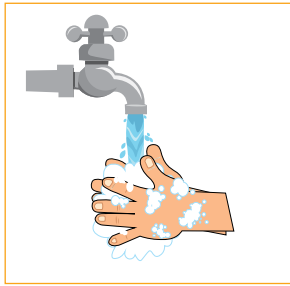
wash my hands

brush my teeth









I Check

أتحقق من إجابتي



brush my teeth



write stories




have a shower



wash my hands



do my homework



wash my face



get up



take a walk



have breakfast

Lesson Self-Assessment

أختبر نفسي



(15-20) minutes

1- I reorder:

أعيد الترتيب:

1. 8 o'clock./ goes/ usually/ to /Dad /work /at
.....

2. playing/ are /now./tennis/ We
.....

3. the park /in the afternoon./often/ John and Sally /go to
.....

4. drink /I /every morning./ milk
.....

2- I write about myself using words from the boxes below:

أكتب عن نفسي باستخدام كلمات من الصناديق في الأسفل:

wake up
have breakfast/ dinner
go to school
watch TV
cook
Help mum
tidy my bedroom

always
usually
often
sometimes
never

Play football/ tennis/ basketball
read
listen to music
drink milk/ juice
swim in the sea
collect shells/ stamps

1. I often play football. But today I'm watching TV.

2.

3.

4.

5.



I Check

أتحقّق من إجابتي

1- I reorder:

1- Dad usually goes to work at 8 o'clock.

2- We are playing tennis now.

3- John and Sally often go to the park in the afternoon.

4- I drink milk every morning.

2- I write about myself using words from the boxes below:

Sample answers




1- I often play football. But today I'm watching TV.

2- I always have breakfast at 6 but today I am having breakfast at 7.

3- I sometimes watch TV in the afternoon but today I am playing football.

4- I often help mum but now I am listening to music.































<p>I am able to أستطيع أن</p>			
<p>1. Recognise the adverbs of frequency (always - usually - sometimes - often - never). أميز ظروف التكرار (دائماً - عادة - أحياناً - غالباً - أبداً).</p>			
<p>2. Talk about what I do everyday. e.g. I wake up at 6 o'clock every morning. أتحدث عن ما أفعله كل يوم مثال: أستيقظ الساعة السادسة كل صباح.</p>			
<p>3. Talk about what I am doing now. e.g. I am reading a book now. أتحدث عن ما أفعله الآن. مثال: أقرأ كتاباً الآن.</p>			
<p>4. Say how today is different from everyday. e.g. I usually watch cartoons every evening but today I am watching a film. أخبر كيف يختلف اليوم عن كل يوم. مثال: أشاهد رسوم متحركة عادة كل مساء لكن اليوم أشاهد فيلم.</p>			

● I look at the picture and trace:

أنظر إلى الصورة وأتتبع النقاط:

My First Week in February The Weather

	Morning	Noon	Afternoon	Evening
Monday	 Rainy	 Rainy	 Rainy	 Rainy
Tuesday	 Sunny	 Rainy	 Rainy	 Rainy
Wednesday	 Snowy	 Snowy	 Rainy	 Snowy
Thursday	 Cloudy	 Rainy	 Rainy	 Rainy
Friday	 Cloudy	 Rainy	 Rainy	 Rainy
Saturday	 Cloudy	 Sunny	 Cloudy	 Cloudy
Sunday	 Sunny	 Rainy	 Rainy	 Rainy

1. This week, it was mostly rainy.
2. In February, it is usually rainy and cold.
3. This week, it was sometimes sunny.
4. On Wednesday, it was mostly snowy.



1- I write about myself and my family:

أكتب عن نفسي وعن عائلتي:

- Every day, I but today

I

- I always but now

I

- My father usuallybut today

he

- My mother oftenbut now

she

.....
.....

2- I write about my favourite season:

. أكتب عن فصلي المفضل:

My favourite season is

I like it because.....

The months are,

and



The weather is



(15-20) minutes

3- I look, write and draw:

أنظر، أكتب وأرسم:

 **Today** 

The day is <div style="border: 1px solid black; height: 40px; width: 90%; margin: 5px auto;"></div>	The month is <div style="border: 1px solid black; height: 40px; width: 90%; margin: 5px auto;"></div>	
The season is <div style="border: 1px solid black; height: 40px; width: 90%; margin: 5px auto;"></div>	The date is <div style="display: flex; justify-content: space-around;"><div style="border: 1px solid black; width: 45%; height: 40px; margin: 5px;"></div><div style="border: 1px solid black; width: 45%; height: 40px; margin: 5px;"></div></div>	The weather is <div style="border: 1px solid black; height: 40px; width: 90%; margin: 5px auto;"></div>

Weather

4- I write four words starting with (gr):

أكتب أربع كلمات تبدأ بـ (gr):

.....

.....

.....


.....

How do I like to learn?

كيف أحب أن أتعلّم؟

في نهاية الوحدة أصبح بإمكانني تحديد الطريقة التي ساعدتني أكثر في التعلّم من خلال تلوين عدد من النجوم وفق ما يأتي:



أتلّم بطريقة الاختيار من متعدّد: 


- I read and choose:

1. Sandy (is helping, helps) mum now.



2. Sally and Tom (fly, are flying) a kite now.



أتلّم بطريقة المطابقة والوصل: 

- I read and match:

- She **always** plays the piano.



3. He **often** reads a story.



أتعلم بطريقة كتابة الإجابة: ☆☆☆

- I reorder:

1. brushes/ Tomy/ his/ teeth./ always

Tomy always brushes his teeth.



أتعلم بطريقة تلوين الإجابة: ☆☆☆

- I colour my favourite season then I draw:



Winter



Spring



Summer



Autumn

أتعلم بطريقة سماع وتكرار الإجابة: ☆☆☆

- I listen and repeat:



1. I ride my bike.



2. I read a story .

Unit 4

Places to Go



7- 8 hours

كيف أتعلّم؟

قبل أن تبدأ دراسة هذه الوحدة، استعنُ بدليلِ «كيف أتعلّم؟» لتنظيم وقتك وفق جداولِ توزيعِ المهامِّ الأسبوعيّة. كما يمكنكُ تقييمُ تعلّمك وصولاً لإتقانِ مهاراتِ التعلّم في دراسة موادّ منهاج التعلّم التّمكينيّ الآتية: اللّغة الإنكليزيّة، والرياضيّات، والعلوم العامّة، واللّغة العربيّة.



Unit Lessons

Lesson 1

I Go Shopping

أَتَسَوَّق



Lesson 2

A Visit to the Zoo زيارة إلى حديقة الحيوانات





Let's Start

Activity

Where Do They Belong?

إلى أين تنتمي؟



Identifying what I can see in a zoo or in a mall.

تحديد ما أراه في حديقة الحيوانات أو في المركز التجاري.



8 - 10 minutes



pencil  rubber 

- I classify animals that I can see in a zoo and clothes that I can see in a clothes shop:




a tiger




a skirt




a parrot



trousers



a T-shirt



an elephant



a crocodile




gloves



a hat



a monkey



a snake



a dress

In a zoo	In a clothes shop




I Check

أتحقق من إجابتي



Lesson 1 I Go shopping



mall - gift shop - watch - clothes shop - hotel.

مجمع تجاري - محل للهدايا - ساعة - محل الألبسة - فندق.



3-3.5 hours



crayons



pencil



rubber




CD player



Let's Go

● I look at the picture and answer:

أنظر إلى الصورة وأجيب:



- I count the money in my wallet +.....
+..... = S.P.
- If I buy eggs, can I buy milk too?
- If I buy eggs, can I buy juice too?
- How much money left would I have if I buy milk and juice?



Recognising kinds of shops in the mall.

تمييز أنواع المحلات في المجموع التجاري.



10 - 15 minutes




CD player



I listen, point and repeat:

En3-4-1-1

أستمع، أشير وأردد:




This is a big mall.



There is a gift shop.



There is a clothes shop.



This is a hotel.



Identifying words related to shopping.

تحديد كلمات مرتبطة بالتسوق.



10 - 15 minutes



pencil



rubber



CD player




I listen then choose:

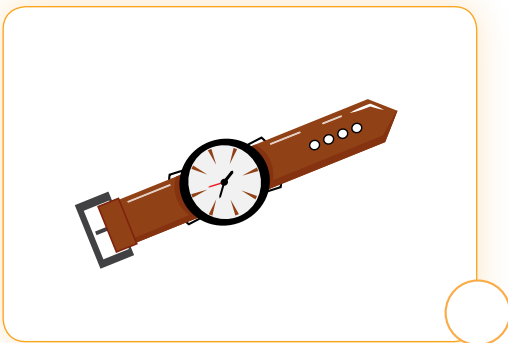
En3-4-1-2

أستمع ثم أختار:

This is a mall.



This is a watch.



This is a clothes shop.



I Check

أتحقق من إجابتي



This is a watch.



This is a clothes shop.



Identifying items which belong to the clothes shop.

تحديد الأشياء التي تنتمي الى متجر الملابس.




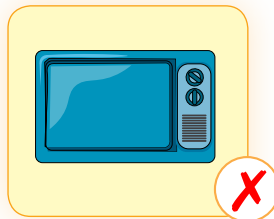
10 - 15 minutes



pencil / rubber

I cross the item that doesn't belong to the clothes shop:

أضع إشارة عند الشيء الذي لا ينتمي إلى محل الألبسة:





I Check

أتحقق من إجابتي





Identifying new words related to shopping.

تحديد كلمات جديدة تتعلق بالتسوق.



10 - 15 minutes




pencil  rubber  CD player 



I listen and repeat while looking at the pictures then complete: **En3-4-1-4**

أستمع وأكرر بينما أنظر إلى الصور ثم أكمل:





I Check

أتحقق من إجابتي



sample answer:



Identifying some items following simple listening strategies.

تحديد بعض الأشياء متبعاً استراتيجيات الاستماع البسيطة.



10 - 15 minutes



crayons



CD player




I listen and colour what I have heard:

En3-4-1-5

أستمع وألون ما أسمع:

I want to buy:

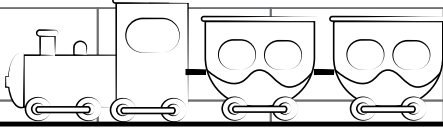
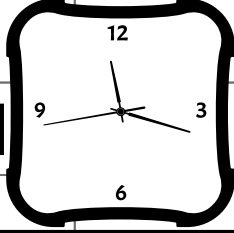
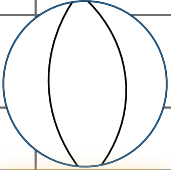


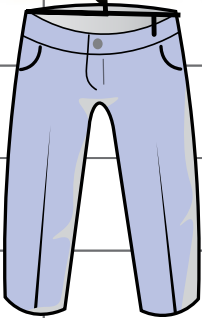
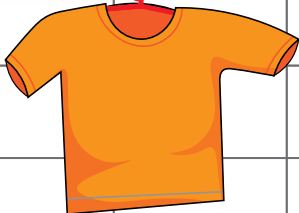

a watch – a t-shirt – a ball – a bike – trousers – a jacket





I Check

أتحقق من إجابتي

		
		
a ball	a bike	a watch
		
trousers	a t-shirt	



Matching sentences related to shopping.

وصل بعض الجمل المتعلقة بالتسوق



10 - 15 minutes



crayons



CD player



I listen and match:

En3-4-1-6

أصل بعد أن أستمع:

1- What does Sally want to buy?

a- Yes, he does.

2- Does Tom like his new watch?

b- They are 5000 pounds.

3- How much is the ball?

c- She wants to buy a gift for her friend.

4- How much are the trousers?

d- It is 1000 pounds.



I Check

أتحقق من إجابتي

1- What does Sally want to buy?
She wants to buy a gift for her friend.

2- Does Tom like his new watch?
Yes, he does.

3- How much is the ball?
It is 1000 pounds.

4- How much are the trousers?
They are 5000 pounds.



Using sentences to describe a location.

استخدام جمل لوصف موقع.



10 - 15 minutes



CD player




I listen and repeat:

En3-4-1-7

أستمع وأكرر:

The mall is opposite the hotel.



The gift shop is opposite the clothes shop.



It's opposite the mall.



It's opposite the gift shop.





Expressing location words in drawing.

التعبير عن كلمات تخص الموقع بواسطة الرسم.



10 - 15 minutes



crayons



pencil



rubber




CD player



I listen then draw:

En3-4-1-8



أستمع ثم أرسم:



The t-shirt is opposite the trousers.



The pencil is opposite the book.




The ball is opposite the watch.



I Check

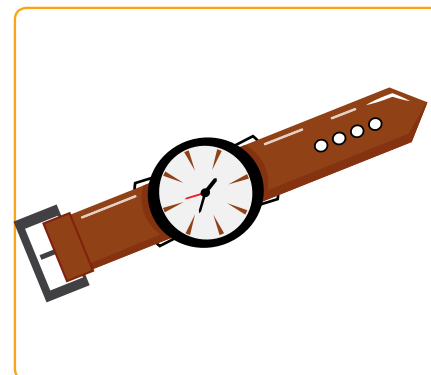
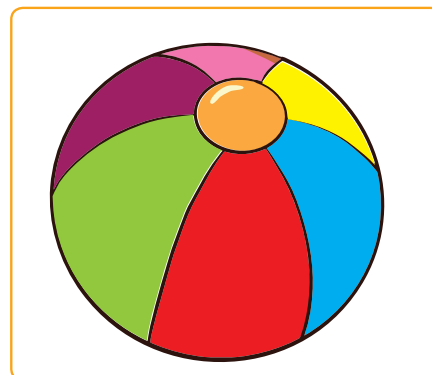
أتحقق من إجابتي



The t-shirt is opposite the trousers.



The pencil is opposite the book.



The ball is opposite the watch.



Identifying the order of the sentences following listening strategies.

تحديد ترتيب جمل متبعاً استراتيجيات الاستماع.



10 - 15 minutes



crayons



pencil



rubber



CD player



I reorder the sentences following listening instructions:

En3-4-1-9

أعيد ترتيب الجمل متبعاً استراتيجيات الاستماع:

The watch is in the gift shop.

The trousers are in the clothes shop.

The mall is opposite the zoo.

The toy train is 2000 pounds.



I Check

أتحقق من إجابتي

1

The mall is opposite the zoo.

2

The trousers are in the clothes shop.

3

The toy train is 2000 pounds.

4

The watch is in the gift shop.

Lesson Self-Assessment


أختبر نفسي



(20-25) minutes

1- I complete the words with the suitable letters
(looking at the pictures would help you):

أكمل الكلمات بالحروف المناسبة (النظر إلى الصور سيساعدك):



wa

..... tel

m..... l

b


2- I read and colour:

أقرأ وألون:

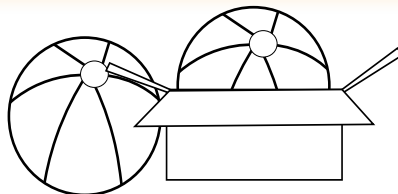
The big watch is red, but the small one is yellow.



The trousers are brown, and the t-shirt is blue.



The ball in the box is green but the box outside is red.



3- I choose the right picture:

أختار الصورة الصحيحة:


The train is three thousand pounds.



The bike is ten thousand pounds.

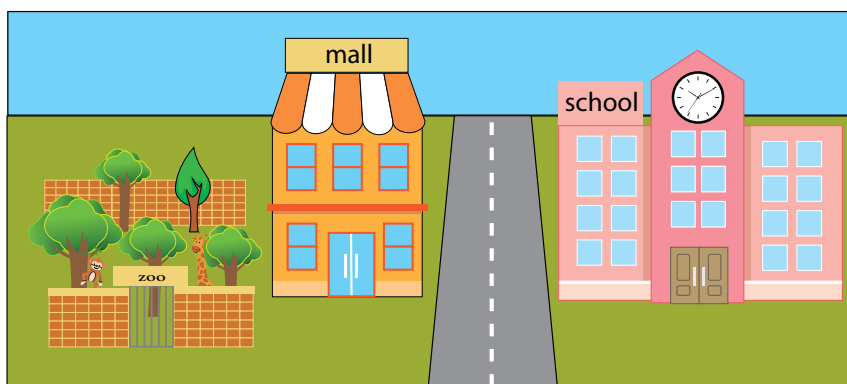


The toy rabbit is two thousand pounds.



4- I tick or cross:

أضع علامة صح أو خطأ:



The mall is opposite the zoo.

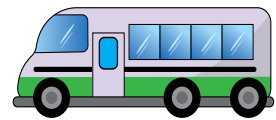

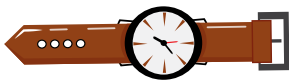
The mall is opposite the school.



I Check

أتحقق من إجابتي

1- I complete the words with the suitable letters
(looking at the pictures would help you):



watch


hotel

mall

bus

2- I colour following listening instructions:

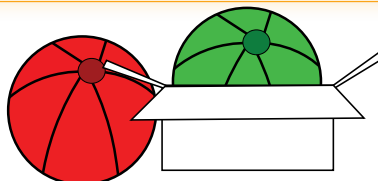
The big watch is red, but the small one is yellow.



The trousers are brown, and the t-shirt is blue.



The ball in the box is green but the box outside is red.




3- Choose the right picture:


The train is three thousand pounds.



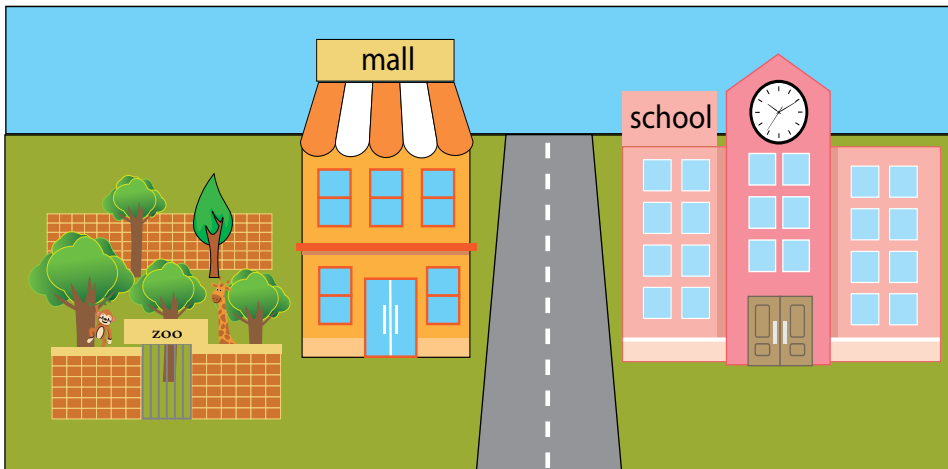
The bike is ten thousand pounds.



The toy rabbit is two thousand pounds.



4- Tick or cross:






The mall is opposite the zoo.



The mall is opposite the school.





<p>I am able to أستطيع أن</p>			
<p>1. Identify words related to shopping. mall - watch- clothes shop. أحدد الكلمات المرتبطة بالتسوق.</p>			
<p>2. Identify an intruder item that does not belong. dress - ball - jacket - trousers أستخرج الأشياء الغريبة من صورة.</p>			
<p>3. Ask and respond to questions related to buying things. What does Sally want to buy? She wants to buy a gift. أسأل وأجيب عن أسئلة تتعلق بشراء الأشياء.</p>			
<p>4. Describe a location using opposite. Where is the bank? It's opposite the gift shop. أصف موقع باستخدام كلمة مقابل.</p>			
<p>5. Order sentences following simple listening strategies related to location. a- The mall is opposite the zoo b- The trousers are in the clothes shop. أعيد ترتيب جمل تتعلق بالموقع متبعاً استراتيجيات الاستماع البسيطة.</p>			

● I write my shopping list:

أكتب لائحة تسوقي:



Lesson 2 A Visit to the Zoo



zoo - giraffe - tower - Numbers in tens (10-100).

حديقة حيوانات - زرافة - برج - الأرقام بالعشرات من 10 إلى 100 .



3-3.5 hours



crayons



pencil



rubber



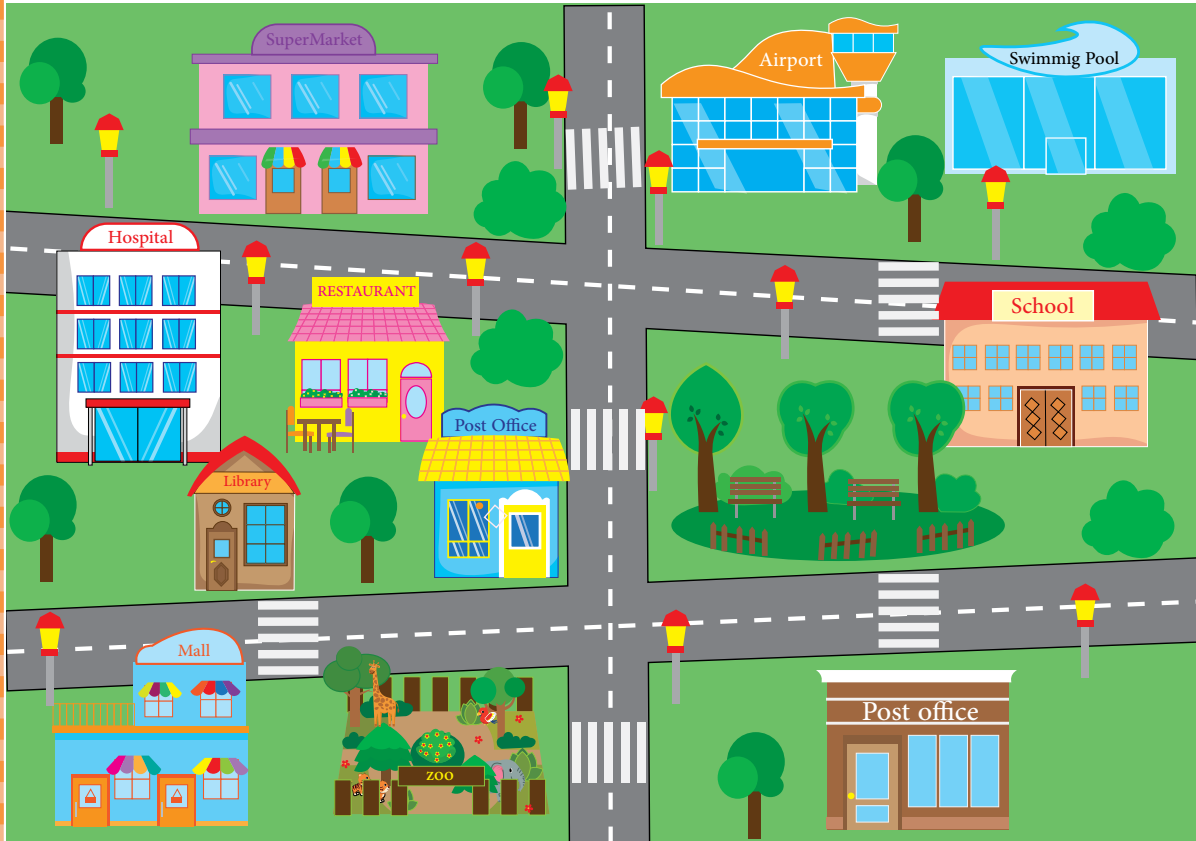
CD player



Let's Go

I look at the picture and answer:

أنظر إلى الصورة وأجيب:



- On what street is the zoo?
- Is the Zoo opposite the mall?
- What is the tallest animal in the zoo in the picture?
- What is opposite the school?.....



Identifying words related to the zoo.

تحديد الكلمات المرتبطة بحديقة الحيوان.



10 - 15 minutes




CD player



I listen and tick: **En3-4-2-1**

أستمع، أشير:

1. The elephant is



a. big

b. small


2. The elephant has got a long



a. trunk

b. tail

3. The giraffe has got a long.....



a. trunk

b. neck

4. The penguin has got two



a. trunks


b. wings




I Check

أتحقق من إجابتي


1. The elephant is big.



2. The elephant has got a long trunk.



3. The giraffe has got a long neck.



4. The penguin has got two wings.





Identifying the right animal from the description.

تمييز الحيوان الصحيح من الوصف.



10 - 15 minutes



I read and point:

أقرأ وأشير:




elephant




monkey



lion



snake



giraffe


1- It is big. It has got four legs.
It has got ears and a trunk. It
is grey.



2- It has got four legs. It has
got a long tail. It is brown.
It likes bananas.




3- It is a big animal. It has got
four legs and a long neck. It is
brown and yellow.



4- It has got a big mouth.
It is the king of animals. It
says: "roar". It likes meat.



5- It hasn't got legs. It has got
a long body. It is green.





Identifying details in pictures.

تمييز التفاصيل في الصور.




10 - 15 minutes




pencil rubber

I tick or cross:

أضع إشارة ✓ أو ✗:




The zoo is next to the tower.



There are three snakes in the zoo.






There is no giraffe in the zoo.




I Check


أتحقق من إجابتي



The zoo is next to the tower.



There are three snakes in the zoo.



There is no giraffe in the zoo.





Identifying words related to length and height following simple listening strategies.

تحديد كلمات تتعلق بالطول والارتفاع متبعاً استراتيجيات الاستماع البسيطة.



10 - 15 minutes



CD player

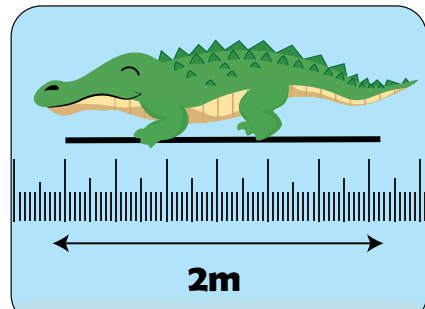



I listen and repeat:

En3-4-2-4



أستمع وأكرر:

How long is the crocodile?



It's 2 meters long.

How tall is the giraffe?



It's 3 meters tall.



Recognizing words related to length, height and location.

تمييز كلمات تتعلق بالطول والارتفاع والموقع.



10 - 15 minutes



CD player



I listen and match:

En3-4-2-5

أستمع وأطابق:

1- How tall is the tree?

a- it's next to the tower.

2- How long is the snake?

b- it is 3 meters tall.

3- Where is the zoo?

c- It is 1 meter long.



I Check

أتحقق من إجابتي

1- The tree is three meters tall.

2- The snake is one meter long.

3 -The zoo is next to the tower.



Distinguishing between length and height.

التمييز بين الطول والارتفاع.



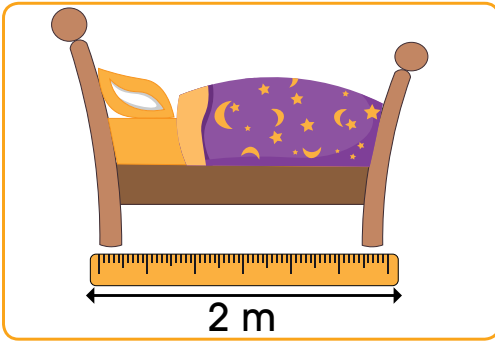
10 - 15 minutes




pencil rubber

I complete the sentences:


أكمل الجمل:



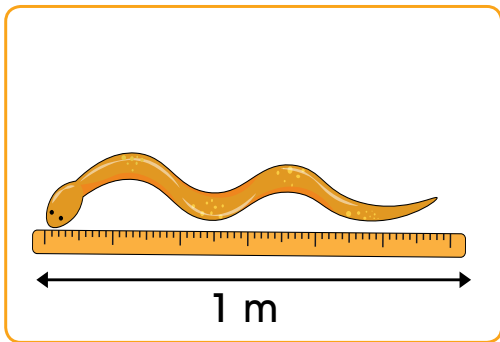
1- The bed is 2 meters long.



2- The tree is



3- The wall is



4- The snake is




I Check


أتحقق من إجابتي



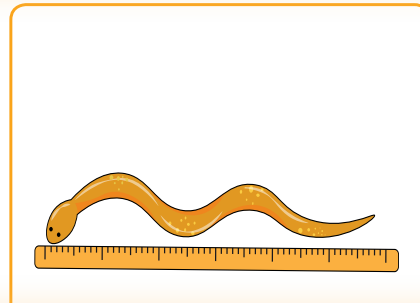
1- The bed is 2 meters long.



2- The tree is 3 meters tall.



3- The wall is 4 meters tall.



4- The snake is 1 meter long.



Identifying numbers in tens following simple listening strategies.

تحديد الأرقام بالعشرات متبعاً استراتيجيات الاستماع البسيطة.



10 - 15 minutes



CD player 



I listen and repeat:

En3-4-2-7

أستمع وأكرر:

10

ten

20

twenty

30

thirty

40

forty

50

fifty

60

sixty

70

seventy

80

eighty

90

ninety

100

a hundred



Recognizing the pronunciation of numbers.

تمييز لفظ الأعداد.



10 - 15 minutes



pencil / rubber / CD player



I listen and tick the correct answers:

En3-4-2-8

أستمع وأضع ✓ عند الإجابات الصحيحة:

<input type="checkbox"/> sixty	<input type="checkbox"/> 16	<input type="checkbox"/> sixteen	<input type="checkbox"/> 60
<input type="checkbox"/> 100	<input type="checkbox"/> A hundred	<input type="checkbox"/> 1000	<input type="checkbox"/> A thousand
<input type="checkbox"/> 17	<input type="checkbox"/> seventeen	<input type="checkbox"/> 70	<input type="checkbox"/> seventy
<input type="checkbox"/> forty	<input type="checkbox"/> fourteen	<input type="checkbox"/> 14	<input type="checkbox"/> 40
<input type="checkbox"/> 19	<input type="checkbox"/> 90	<input type="checkbox"/> nineteen	<input type="checkbox"/> ninety
<input type="checkbox"/> 80	<input type="checkbox"/> eighty	<input type="checkbox"/> eighteen	<input type="checkbox"/> 18



I Check

أتحقق من إجابتي

60

sixty

100

A hundred

70

seventy

40

forty

90

ninety

80

eighty



Counting by tens.

العد بالعشرات.



10 - 15 minutes



pencil / rubber

● I continue the chart:

أكمل الجدول:

10		30
	50	
70		90



I Check

أتحقّق من إجابتي

10 - 20 - 30 - 40 - 50 - 60 - 70 - 80 - 90 - 100

Lesson Self-Assessment

أختبر نفسي



(20-25) minutes

1- I look at the two pictures and mark the differences between them :


أنظر إلى الصورتين وأشير إلى الاختلافات بينهما:



2- I circle the right picture:

أضع دائرة حول الصورة الصحيحة:


The zoo is next to the tower.



The parrot is on the tree.



The monkey is black.



3- I fill in the spaces with (tower - long - zoo - snake):

أَمْلاً الفِراغِ بـ (tower- long - zoo - snake):

1- The is 2 meters long.

2- The is 3 meters tall.

3- I like to visit the

4- The giraffe is 2 meters



I Check

أتحقق من إجابتي

1- I look at the two pictures and mark the differences between them:



2- I circle the right picture:

The zoo is next to the tower.



The parrot is on the tree.






The monkey is black.



3- I fill in the spaces with (tower - long - zoo - snake):

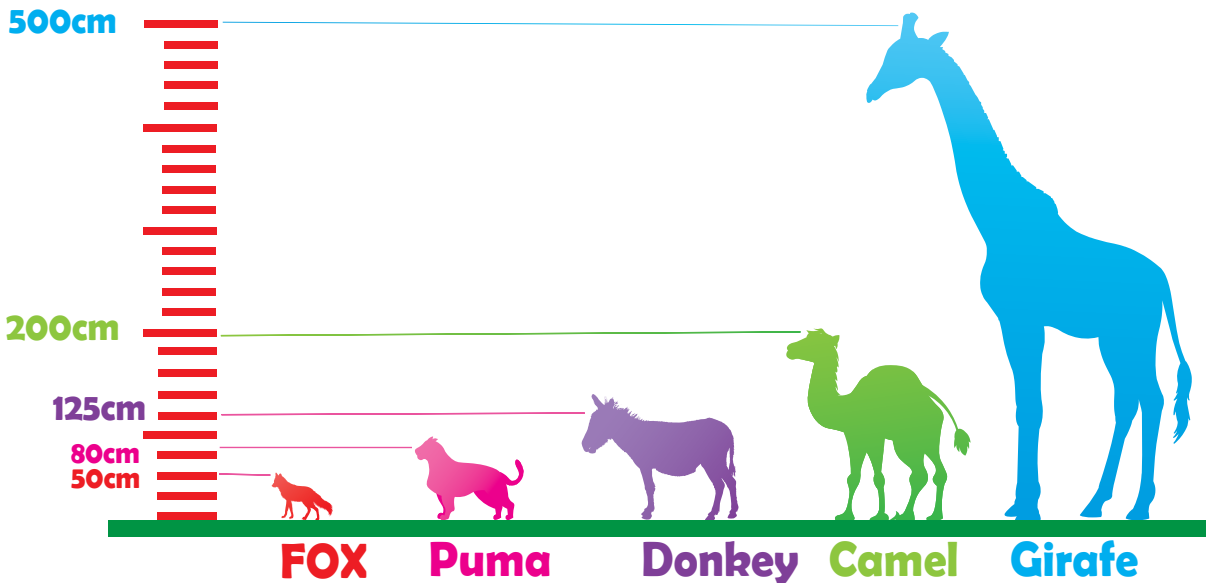
- 1- The snake is 2 meters long.
- 2- The tower is 3 meters tall.
- 3- I like to visit the zoo.
- 4- The giraffe is 2 meters long.



<p>I am able to أستطيع أن</p>			
<p>1. Identify words related to the zoo. elephant - monkey - lion - snake - giraffe. أحدّد الكلمات المرتبطة بحديقة الحيوان: فيل - قرد - أسد - أفعى - زرافة .</p>			
<p>2. Choose the right sentence following simple listening strategies. أختار الإجابة الصحيحة متبعاً استراتيجيات الاستماع البسيطة.</p>			
<p>3. Identify words related to length and height. أحدّد كلمات تتعلق بالطول والارتفاع.</p>			
<p>4. Write numbers to distinguish between length and height. أكتب أرقاماً لأميّز بين الطول والارتفاع.</p>			
<p>5. Identify numbers in tens. أحدّد الأرقام بالعشرات.</p>			
<p>6. Match numbers to their words. أصل الأرقام الى الكلمات الخاصة بها.</p>			
<p>7. Continue a chart of numbers in tens. أكمل جدولاً للأرقام بالعشرات.</p>			

● I look at the picture and I fill in the blanks:

أنظر إلى الصورة وأملاً الفراغ:




- 1- The giraffe is cm high.
- 2- The camel is cm high.
- 3- The donkey is cm high.
- 4- The puma is cm high.
- 5- The fox is cm high.
- 6- The snake is cm long.



1- I write (next to or opposite):

أكتب (next to أو opposite):

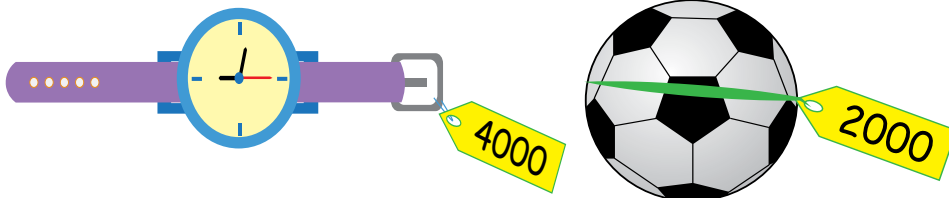


The mall is the tower.

The zoo is mall.

2- I want to buy a watch and a ball; how much are they?

أريد شراء ساعة وكرة؛ كم ثمنهما؟



.....



3- I unscramble these sentences:

أرتب هذه الجمل:

1- tall/ How/ the/ tree/ is/?

.....

2- It/ meters/ is/ 2 /tall.

.....

3- long/ How/ is/ the/ crocodile/?

.....

4- is/ long. /3/ meters/ It

.....

4- I fill in the spaces with the correct word:

أملأ الفراغات بالكلمات المناسبة:

is

much

would

buy

- a- What you like to buy?
- b- I'd like to a dress.
- c- How is it?
- d- It five hundred pounds.

5- I match:


أطابق:



Gift shop



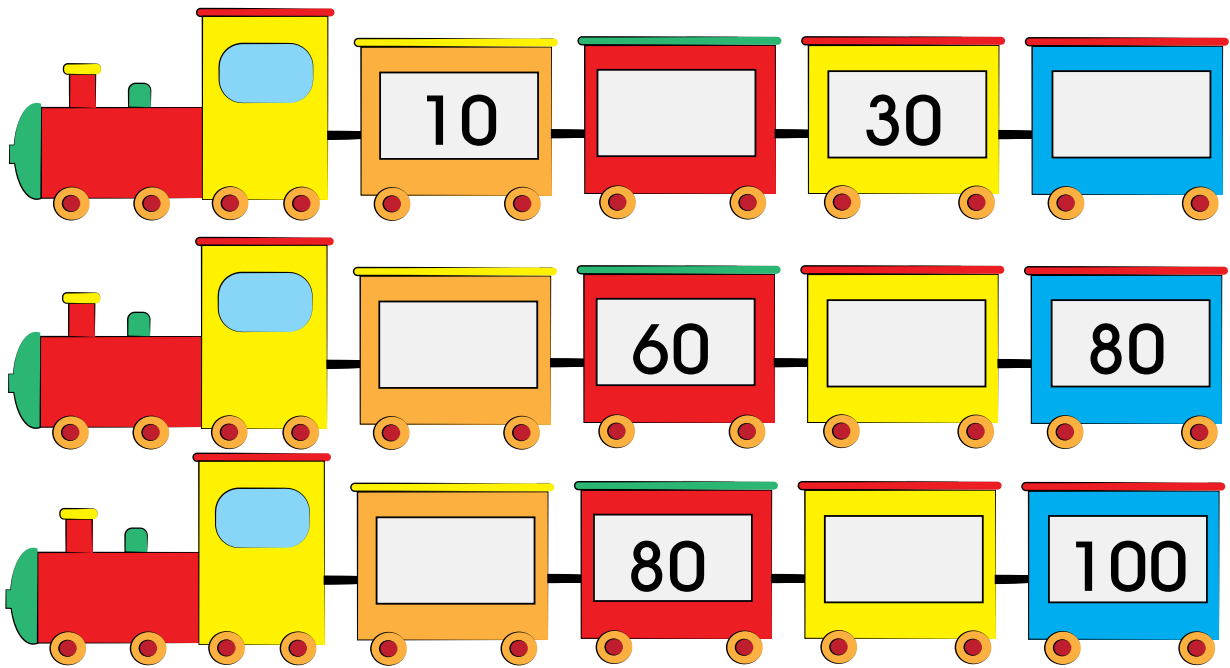
Clothes shop







ZOO

6- I count by tens:

أعدّ:



How Many?



How do I like to learn?

كيف أحب أن أتعلّم؟


في نهاية الوحدة أصبح بإمكانني تحديد الطريقة التي ساعدتني أكثر في التعلّم من خلال تلوين عدد من النجوم وفق ما يأتي:



أتلّم بطريقة الاختيار من متعدّد: ☆☆☆

- I read and choose:

This is a mall.



أتلّم بطريقة المطابقة والوصل: ☆☆☆

- I read and match:

2- Does Tom like his new watch?

d- It is 1000 pounds.

3- How much is the ball?

a- Yes, he does.

أتعلم بطريقة كتابة الإجابة: ☆☆☆


- I complete the sentences:



1- The bed is 2 meters long.

أتعلم بطريقة رسم الإجابة: ☆☆☆

- I listen then draw:



The t-shirt is opposite the trousers.

أتعلم بطريقة سماع وتكرار الإجابة: ☆☆☆

- I listen and repeat:

10

ten

20

twenty

30

thirty

40

forty

50

fifty

Unit 5

How to Be Good



7-8 hours

كيف أتعلّم؟

قبل أن تبدأ دراسة هذه الوحدة، استعنُ بدليلِ «كيف أتعلّم؟» لتنظيم وقتك وفق جداولِ توزيعِ المهامِّ الأسبوعيّة. كما يمكنكَ تقييمُ تعلّمك ووصولاً لإتقانِ مهاراتِ التعلّم في دراسة موادّ منهاج التعلّم التّمكينيّ الآتية: اللّغة الإنكليزيّة، والرياضيّات، والعلوم العامّة، واللّغة العربيّة.



Unit Lessons

Lesson 1

I Save the Baby Bird

أنقذ الطائر الصغير



Lesson 2

Give Me a Hand

ساعدني



Let's Start



Activity

How Can We Help?

كيف يمكننا المساعدة؟



Identifying ways in which I can help others.

تحديد الطرق التي أستطيع بها مساعدة الآخرين.



8 - 10 minutes



pencil / rubber

● I underline the activities that I can do to help others:

أضع خطأً تحت الأنشطة التي يمكنني القيام بها لمساعدة الآخرين:



washing a car



watering flowers



driving a car



washing the dishes



cleaning the garden



riding a bike



visiting a sick neighbour



I Check

أتَحَقَّقُ من إجابتي



washing a car



watering flowers



washing the dishes



cleaning the garden



visiting a sick neighbour

Lesson 1 I Save the Baby Bird



bird - roof - nest - happy - sad - hungry - thirsty.

طائر - سطح منزل - عش - سعيد - حزين - جائع - عطشان.



3-3.5 hours



crayons



pencil



rubber





CD player



Let's Go

● I colour the hidden objects and answer the questions:

ألون الأشياء المخبأة وأجيب عن الأسئلة:



Do you think the picture looks nice?.....



Identifying words following listening strategies.

تحديد كلمات من خلال اتباع استراتيجيات الاستماع.



10 - 15 minutes



CD player




I listen, point and repeat:

En3-5-1-1


أستمع وأشير وأكرر:



This is a bird



This is a roof



It's a nest



She is happy



She is sad



He is hungry



He is thirsty



Reading a story.

قراءة قصة.



10 - 15 minutes



CD player



I look at the pictures, listen and repeat:

En3-5-1-2

أنظر للصور، أستمع وأكرر:



Perhaps it's in danger.



I think it's sad.



I want to save the baby bird.



I think it will be happy.





Reordering sentences for a story to be meaningful.

ترتيب جمل قصة لتصبح ذات معنى.



10 - 15 minutes



pencil rubber

I write the correct sentence under each picture:

أكتب الجملة المناسبة تحت كل صورة:

I think it will be happy.

I think it's sad.

Perhaps it's in danger.

I think it can't fly.

The baby bird is on the roof

I want to save the baby bird.



1- The baby bird is on the roof.



2-




3-



4-



5-



6-



I Check

أتحقق من إجابتي

1- The baby bird is on the roof.

2- I think it can't fly.

3- Perhaps it's in danger.

4- I think it's sad.

5- I want to save the baby bird.

6- I think it will be happy.



Recognising the items in the pictures..

تمييز الأشياء الموجودة في الصور.



10 - 15 minutes




pencil rubber

I write sentences using (I think , I don't think):

أكتب جملاً باستخدام (I think ، I don't think):




1- I think it's a tree.



2-



3-



4-



I Check

أتحقّق من إجابتي

1- I think It's a tree.



2- I don't think it's a plane.



3- I think it's a nest.



4- I don't think it's a giraffe.





Using (I think, I don't think) in sentences.

أستخدم (I don't think, I think) في الجمل.



10 - 15 minutes



pencil rubber

- I complete the sentences using the expressions (I think , I don't think):


أكمل الجمل مستعملاً تعابير (I don't think ، I think):



1- I don't think she can walk.



2- he can swim.



3- he is hungry.



4..... she can ride the bike.



5- he is late.



I Check

أتحقق من إجابتي

1- I don't think she can walk. 

2- I don't think he can swim. 

3- I don't think he is hungry 

4- I think she can ride the bike. 

5- I think he is late. 



Identifying the correct answer.

تحديد الإجابة الصحيحة.



10 - 15 minutes



pencil rubber

I read and choose the right answer:

أقرأ وأختار الإجابة الصحيحة:

1- It is an animal which has a long neck.

a- I think it is a rabbit.

b- I think it is a giraffe.

2- It is a round fruit and it tastes sweet.

a- I don't think it is an apple.

b- I think it is an apple.

3- It is a long green vegetable.

a- I think it is a banana.

b- I think it is a cucumber.

4- It is a nice animal. It can live in our house.

a- I think it is a cat.

b- I don't think it is a cat.



I Check

أتحقق من إجابتي

1- It is an animal which has a long neck.
b- I think it is a giraffe.

2- It is a round fruit and it tastes sweet.
b. I think it is an apple.

3- It is a long green vegetable.
b- I think it is a cucumber.

4- It is a nice animal. It can live in our house.
a- I think it is a cat.



Repeating sentences related to giving possibilities.

تكرار الجمل المتعلقة بإعطاء الاحتمالات.



10 - 15 minutes



CD player



I listen and repeat:

En3-5-1-7

أستمع وأكرر:



Perhaps it will rain.



Perhaps she can't walk.



Perhaps he can score.



Expressing possibilities.

التعبير عن الاحتمالات.



10 - 15 minutes



pencil rubber

I choose the right answer:

أختار الاجابة الصحيحة:


(Perhaps - I don't think) she is hungry.



(Perhaps - I don't think) it can swim.



Perhaps it is (a bike - a car).






I Check

أتحقق من إجابتي


Perhaps she is hungry.



I don't think it can swim.



Perhaps it is a bike.





Expressing possibilities.

التعبير عن الاحتمال.



10 - 15 minutes



pencil rubber

I match the sentences:

أصل الجمل:

1- My brother is swimming.

a- Perhaps she is thirsty.

2- Tom can't go to the mall.

b- Perhaps it's cold.

3- Sara has a glass of water.

c- Perhaps he will go tomorrow.

4- Dad is wearing a jacket.

d- Perhaps it's hot.



I Check

أتحقق من إجابتي

1- My brother is swimming. Perhaps it's hot.

2- Tom can't go to the mall. Perhaps he will go tomorrow.

3- Sara has a glass of water. Perhaps she is thirsty.

4- Dad is wearing a jacket. Perhaps it's cold.

Lesson Self-Assessment


أختبر نفسي



(20-25) minutes

1- I complete these sentences:

أكمل الجمل التالية:



I don't think it is a




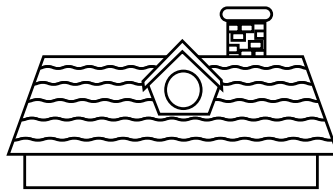




I think it is a

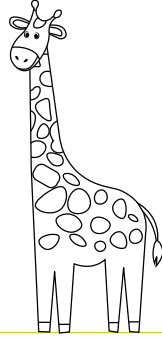



I don't think it is a

2- I colour the item that I think is correct:

ألون الشيء الذي أراه صحيح:





3- I underline the right sentence:

أرسم خطأ تحت الجملة الصحيحة:

I think he is hungry.

I don't think he is hungry.



I think she is happy.

I think she is sad.



I think it is cold.

I think it is not cold.






I Check

أتحقق من إجابتي

1- I complete these sentences:



يمكن كتابة أي حيوان غير الأرنب

I don't think it is a





I think it is a **bird**.





يمكن كتابة أي حيوان

I don't think it is a **cat (sample answer)**...

2- I colour the item that I think is correct:





3- I underline the right sentence:


I think he is hungry.



I think she is happy.



I think it is not cold.





I am able to أستطيع أن			
<p>1. Read the story of the baby bird. (The baby bird is on the roof. I think it can't fly).</p> <p>أقرأ قصة الطائر الصغير. (الطائر الصغير على السطح. أعتقد أنه لا يستطيع الطيران).</p>			
<p>2. Use (I think - I don't think). (I think it's a tree. I don't think it's a plane).</p> <p>أستخدم (أعتقد - لا أعتقد) (أعتقد أنها شجرة- لا أعتقد أنها طائرة).</p>			
<p>3. Give possibilities using perhaps. (Perhaps it will rain).</p> <p>أعطي احتمالات باستخدام ربما. (ربما ستمطر).</p>			

● I trace:

أتتبع:

I think it's a nine.

I think it's a six.



It's a six!



Lesson 2 Give Me a Hand



help - tidy - neighbour - water - with pleasure.

يساعد - يرتب - جار - يسقي - بكل سرور.



3.5-4 hours



crayons



pencil



rubber



CD player



Let's Go

- I tick the activities I do to help at home:

أضع ✓ في بجانب النشاط الذي أقوم به لأساعد في المنزل:





Expressing what we are doing to help our neighbours.

التّعبير عما نفعله لمساعدة جيراننا.



7 - 10 minutes



pencil rubber CD player



I listen, speak and match: En3-5-2-1

أستمع، أحدث وأصل:

1- What are you doing?

a- Yes, he is.

2- What is your mother doing?

b- We are helping our neighbours.

3- Is Mark helping his neighbour?

c- She is visiting her sick neighbour.

4- I am helping my neighbour.

d- He is washing his car.

5- What is he doing?

e- I'm cleaning his garden



I Check

أتحقق من إجابتي

1- What are you doing?
b- We are helping our neighbour.

2- What is your mother doing?
c- She is visiting her sick neighbour.

3- Is Mark helping his neighbour?
a- Yes, he is.

4- I am helping my neighbour.
e- I'm cleaning his garden.

5- What is he doing?
d- He is washing his car.



Describing my present actions.

وصف أفعالي الحالية.



15 - 20 minutes



CD player



I listen and repeat:

En3-5-2-2

أستمع وأكرر:

Now, I'm doing my homework.

My brother is playing football.

My father is reading a story.

My mother is cooking.

Our neighbours are cleaning their garden.



Recognising what the children are doing.

التعرف على ما يقوم به الأطفال.



15 - 20 minutes



pencil rubber CD player



I listen, read and tick:

En3-5-2-3

أستمع وأقرأ وأضع إشارة:



a- Yes, he is

b- No, he isn't



a- Yes, they are

b- No, they aren't



a- Yes, she is

b- No, she isn't



a- Yes, she is

b- No, she isn't



I Check

أتحقق من إجابتي



- Is he watching TV ?
No, he isn't.



- Are they cleaning the garden? Yes, they are.



- Is she reading a book?
Yes, she is.



- Is Sara washing the car? No, she isn't.



Recognising words of action and using them correctly.

تمييز النشاطات واستخدام العبارات المتعلقة بها بشكل صحيح.



10 - 15 minutes



pencil rubber CD player



I listen, read and underline:

En3-5-2-4

أستمع وأقرأ وأضع خطأً تحت الكلمات.:

- 1- I'm reading (a book - a story).
- 2- I'm listening to (the radio - music).
- 3- I'm drinking (juice - water).
- 4- I'm washing my (face - hands).



I Check

أتحقّق من إجابتي

- 1- I'm reading a book .
- 2- I'm listening to music.
- 3- I'm drinking water.
- 4- I'm washing my face.



Asking and answering questions about present actions.

السؤال والإجابة عن الأفعال الحالية.



15 - 20 minutes



CD player



I listen and read:

En3-5-2-5

أستمع وأقرأ:

What are you doing Sara?



I am talking on the phone.

What is your mother doing?



She is cooking chicken and rice.

What is your father doing?



He's reading a book.

What is your sister Lily doing?



She is playing with her doll.

Ok Sarah, you look all busy we'll talk later!



Ok, goodbye!



Expressing the need for help.

التعبير عن طلب المساعدة.



10 - 15 minutes



CD player



I listen, read and repeat: En3-5-2-6

أستمع، أقرأ وأكرر:

Mum: We have many things to do today! I need your help. Can you wash the dishes please?

Sally: With pleasure.

Mona: Your room is in a mess! Can you tidy the room please?

Ted: Sure, with pleasure.

Sama: Here are some magazines, can you put them on the shelf please?

Lia: Yes, of course.



Identifying the suitable verb in a sentence.

تحديد الفعل المناسب للجملة.



10 - 15 minutes



pencil rubber CD player



I listen, read and choose:


En3-5-2-7

أستمع أقرأ وأختار:

- Can you (wash-paint) the car, please? It's dirty.




- Can you (take-wash) the dishes to the kitchen, please?




- Can you (close –clean) the window, please?



- Can you (put-take) the food in the fridge, please?




- Can you (smell-water) the flowers in the garden, please?





I Check


أتحقق من إجابتي



- Can you take the dishes to the kitchen, please?



- Can you clean the window, please?



- Can you put the food in the fridge, please?



- Can you water the flowers in the garden, please?



Expressing the need for help and responding.

طلب المساعدة والرد.



10 - 15 minutes



CD player



I listen and repeat:

En3-5-2-8

أستمع وأعيد:



I'm busy, I'm busy!

Can you help me?

Yes of course.

Can you wash the dishes?

Yes, of course.

Can you clean the windows?

Yes, of course.

Can you tidy the mess?

Yes, of course.

It's a busy day.



Pronouncing and writing the sound (ck) correctly.

لفظ وكتابة حرفي (ck) بطريقة صحيحة.



15 - 20 minutes



CD player 



I listen and repeat:

En3-5-2-9

أستمع وأكرر:

black - snack - back - sack - jacket

My snack is in my backpack.

My jacket is in my black sack.



Writing (ck) sound correctly.

كتابة الحرفين ck بشكل صحيح.



10 - 15 minutes



pencil

rubber



CD player



I listen, write and match:

En3-5-2-10

أستمع، أكتب وأصل:



sna.....



ba.....pa.....



sa.....





bla..... ja.....et



I Check

أتحقق من إجابتي



Lesson Self-Assessment

أختبر نفسي



(20-25) minutes


1- I look, read and tick:

أنظر، أقرأ وأضع إشارة صح جانب الصورة الصحيحة:

1- I'm washing the dishes.



2- She is visiting her sick neighbour.





3- They are cleaning the garden.



4- He is washing the car.



5- We are watching a film.



2- I reorder the words to make full sentences:

أرتب الكلمات لتعطي جمل مفيدة:

1- please?/ wash/you/the dishes,/Can

.....

2- tidy/Can/ the room/please? You

.....

3- I write the missing letters:


أكتب الأحرف الناقصة:



Ja.... et



bla....



sna....



I Check


أتحقق من إجابتي

1- I look, read and tick:

1- I'm washing the dishes.



2- She is visiting her sick neighbour.




3- They are cleaning the garden.



4- He is washing the car.



5- We are watching a film.



2- I reorder the words to make full sentences:

1- Can you wash the dishes, please?

2- Can you tidy the room, please?


3- I write the missing letters:



Jacket






black



snack



<p>I am able to أستطيع أن</p>			
<p>1. Express what we are doing to help our neighbours.(He is washing their car.). أعبر عما نفعله لمساعدة الجيران. (إنه يغسل سيارتهم.).</p>			
<p>2. Talk about present actions. (Now, I'm doing my homework). أتحدث عن الأفعال التي تحدث الآن. (أنا أكتب وظيفتي الآن).</p>			
<p>3. Ask and answer about what people are doing. (Is he watching TV? Are they cleaning the garden?). أسأل وأجيب عما يقوم به الناس. (هل يشاهد التلفاز? - هل ينظفون الحديقة?).</p>			
<p>4. Ask for help. (I need your help. Can you wash the dishes, please?). أطلب المساعدة. (أحتاج المساعدة. هل بإمكانك أن تغسل الصحون?).</p>			
<p>5. Recognise and use /ck/ in words. (snack - bac - sack). أميز وأستخدم حرفي /ck/ ضمن كلمات (sack - back - snack).</p>			

● I read the poem and colour the picture:

أقرأ القصيدة وألّون الصورة:

A Walk on a Track

Today I want to walk on the track

For my walk I need a sack

I look on the rack

And I find my backpack

I pack a snack in a sack

I put the sack in my backpack

I carry my backpack

I walk on the track

I want to be back


In time for my snack





1- I draw the following :


أرسم التالي:



Happy



Sad



Tired



Hungry



Thirsty

2- I tick the sentences that can make a meaningful story:

أضع علامة على الجمل التي يمكن أن تكون قصة ذات معنى:

- The bird is on the tree.
- I think it can't fly.
- The car is fast.
- The bird is small.
- I don't think it is hungry.
- It is next to the zoo.
- I want to help the baby bird.
- How much is the watch?



3- I read and underline:

أقرأ وأختار:

- 1- I'm washing my father's (car - garden).
- 2- My mother is (talking - visiting) our sick neighbour.
- 3- He is (helping - reading) his friend.
- 4- My sister is (washing - tidying) the mess.

4- I read and reorder:

أقرأ وأرتب:

1- listening/to /I /music. /am

.....

2- you /Can /open /please? /window, /the

.....

3- Can /water /please? /the /flowers, /you

.....

4- please? /you /Can /his /wash /car,

.....

5- he /Is /a /reading /book?


.....

How do I like to learn?

كيف أحب أن أتعلّم؟


في نهاية الوحدة أصبح بإمكانني تحديد الطريقة التي ساعدتني أكثر في التعلّم من خلال تلوين عدد من النجوم وفق ما يأتي:



أَتعلّم بطريقة الاختيار من متعدّد: 

- I listen, read and underline:

- 1- I'm reading (a book - a story).
- 2- I'm listening to (the radio - music).
- 3- I'm drinking (juice - water).

أَتعلّم بطريقة المطابقة والوصل: 

- I match the sentences:

4- Dad is wearing a jacket.

a- Perhaps she is thirsty.

3- Sara has a glass of water.

b- Perhaps it's cold.

أَتَعَلَّمُ بِطَرِيقَةِ كِتَابَةِ الإِجَابَةِ: ☆☆☆

- I write sentences using (I think, I don't think):



1- I think it's a tree.

أَتَعَلَّمُ بِطَرِيقَةِ الغِنَاءِ: ☆☆☆

- I listen and repeat:

I'm busy, I'm busy!
Can you help me? Yes, of course.
Can you wash the dishes? Yes, of course.
Can you clean the windows? Yes, of course.
Can you tidy the mess? Yes, of course.
It's a busy day.

أَتَعَلَّمُ بِطَرِيقَةِ سَمَاعِ وَتَكَرَّرِ الإِجَابَةِ: ☆☆☆

- I listen and repeat:



Perhaps it will rain.



Perhaps she can't walk.

Unit 6

It was Interesting!



7-8 hours

كيف أتعلّم؟

قبل أن تبدأ دراسة هذه الوحدة، استعنْ بدليلِ «كيف أتعلّم؟» لتنظيم وقتك وفق جداولِ توزيعِ المهامِّ الأسبوعيّة. كما يمكنكَ تقييمُ تعلّمكَ وصولاً لإتقانِ مهاراتِ التعلّم في دراسة موادّ منهاج التعلّم التّمكينيّ الآتية: اللّغة الإنكليزيّة، والرياضيّات، والعلوم العامّة، واللّغة العربيّة.



Unit Lessons

Lesson 1

On the Farm

في المزرعة



Lesson 2

The Treasure

الكنز





Let's Start

Activity

My Day on The Farm

يومي في المزرعة



Recognising farm animals.

وصف نشاطات متعلّقة في المزرعة.



10 - 15 minutes



pencil











rubber



I tick the farm animals:

أشير على حيوانات المزرعة:





Lesson 1 On the Farm



countryside - narrow - chicken coop - wide

الريف - ضيق - قن الدجاج - واسع - عريض



3.5-4 hours



crayons



pencil



rubber



CD player



Let's Go

- We redecorated our farm! I look at the picture and fill the blanks:

أعدنا تنسيق مزرعتنا. أنظر الى الصورتين وأملاً الفراغات:



Last Week	This Week
Last week the fence was blue.	This week the fence is green.
Last week the roof _____ red.	This week _____
Last _____ the wall _____	_____



Recognising adjectives in sentences.

تمييز الصفات في الجمل.



7 - 10 minutes



pencil rubber CD player



I listen, read and match: En3-6-1-1

أستمع، أقرأ وأصل:

1- The house

a- wasn't quiet, it was noisy at night.

2- The room

b- was beautiful, there was a big yard.

3- The dog

c- were colorful.

4- The flowers in the yard

d- was very nice. There were many toys.



I Check

أتحقق من إجابتي

The house was beautiful, there was a big yard.

The room was very nice. There were many toys.

The dog wasn't quiet. It was noisy at night.

The flowers in the yard were colourful.



Recognising affirmative and negative simple past.

تمييز حالة الفعل بالاثبات والنفي.



10 - 15 minutes



pencil / rubber / CD player



I listen and underline: En3-6-1-2

أستمع وأضع خطأً:

- 1- Mira (**was- wasn't**) happy.
- 2- Before, the table (**was- wasn't**) tidy.
- 3- The windows (**were- weren't**) clean.
- 4- They (**were- weren't**) excited.
- 5- The house (**was- wasn't**) nice.



I Check

أتحقق من إجابتي

- 1- Mira was happy.
- 2- Before, the table wasn't tidy.
- 3- The windows weren't clean.
- 4- They were excited.
- 5- The house was nice.



Describing things and people in the past.

وصف الأشياء والأشخاص في الماضي.



15 - 20 minutes



I look, read and talk. These words may help you.

(house- city- car- room- big- small- new- old- crowded):



أنظر وأقرأ وأتحدث:


What was your room like? It was small. It wasn't big.

Now



In the past





I Check

أتحقق من إجابتي

What was your car like? It wasn't new. It was old.

What was the city like? It wasn't modern. It was old.

What was your house like? It wasn't a house. It was a flat.



Recognising new words about the past and the present.

تمييز كلمات جديدة حول الحاضر والماضي.



10 - 15 minutes



pencil rubber CD player



I listen, read and match:

En3-6-1-4

أستمع، أقرأ وأصل:

buildings



amusement park



carts



market





I Check

أتحقق من إجابتي




buildings



amusement park



carts



market



Recognising simple and plural forms of verbs.

تمييز الأفعال في حالة المفرد وحالة الجمع.



15 - 20 minutes



pencil / rubber CD player



I listen, read and choose: En3-6-1-5

أستمع، أقرأ وأختار:

In the past, there was a (small-big) market.

1- There (was- were) narrow roads in our town.

2- There (was- were) a nice farm.

3- There (was- were) carts and horses.

4- In the past, there were some old (houses- house).



I Check

أتحقّق من إجابتي

1- There were narrow roads in our town.

2- There was a nice farm.

3- There were carts and horses.

4- In the past, there were some old houses.



Identifying past actions.

تمييز النشاطات التي قمت بها في الماضي.



7 - 10 minutes



pencil pencil rubber CD player CD player



I listen and underline: En3-6-1-6

أستمع وأضع خطأً:

- 1- I picked the (eggs- tomatoes).
- 2- We (collected- milked) the cows.
- 3- We visited our uncle's (farm-coop).
- 4- My aunt (cooked- cleaned) a delicious meal.
- 5- We (cleaned -collected) the eggs.
- 6- My uncle washed the (farm- cows).



I Check

أتحقق من إجابتي

- 1- I picked the tomatoes.
- 2- We milked the cows.
- 3- We visited our uncle's farm.
- 4- My aunt cooked a delicious meal.
- 5- We collected the eggs.
- 6- My uncle washed the cows.



Describing activities that my family did.

وصف النشاطات التي قامت بها عائلتي.



10 - 15 minutes



pencil rubber CD player



I listen and order: En3-6-1-7

أستمع وأرتب:


- a- We cleaned the house.
- b- Yesterday, my grandmother visited us.
- c- My mum cooked lunch.
- d- My brother washed the dishes.
- e- We were happy.
- f- My brother picked some flowers.



I Check

أتحقق من إجابتي

Yesterday, my grandmother visited us. We cleaned the house. My brother picked some flowers. My mum cooked lunch. My brother washed the dishes. We were happy.





Recognising past actions that I did last week.

تمييز الأفعال التي استطعت فعلها في الماضي.



15 - 20 minutes



pencil / rubber / CD player




I read, reorder and match:

En3-6-1-8

أقرأ، أرتب وأصل:



My uncle washed the cows last week.



1- yesterday./ I/ my/ friend / visited

.....



2- cleaned/ We/ last/ the/ . /house/ week

.....



3- watered/ My/ the/ . / neighbour/ flowers

.....



I Check

أتحقق من إجابتي

1- I visited my friend yesterday.



2- We cleaned the house last week.



3- My neighbour watered the flowers.





Recognising the sound of the two letters (ow) in words.

تمييز صوت الحرفين (ow) ضمن الكلمات.



10 - 15 minutes




pencil / rubber CD player 



I listen and repeat:

En3-6-1-9

أستمع وأعيد:




slow




know



snow



glow



bowl



Reordering letters to form a word.

ترتيب الأحرف للحصول على كلمة.



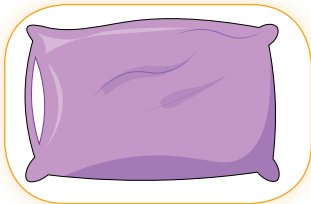
10 - 20 minutes



pencil rubber


I look, write and match:

أنظر، أكتب وأصل:



r- w- c- o

.....




l- l- p- w- o- i

.....



i- n- w- o- w- d

.....




w- o- r

.....




I Check

أتحقق من إجابتي




Pillow



Row



Crow



Window

Lesson Self-Assessment

أختبر نفسي



(20-25) minutes


1- I look, read and match:

أنظر, أقرأ وأطابق:

1- I played football last week.





2- I picked the red tomatoes.



3- I could run fast when I was four.



4- There was a nice farm in the past.



5- There were many carts.



2- I match the adjectives with their opposites:

أصل الصفات مع أضدادها:

1- big

a- quiet

2- noisy

b- small

3- wide

c- old

4- new

d- narrow



I Check

أتحقق من إجابتي

1- I look, read and match:

1- I played football last week.




2- I picked the red tomatoes.



3- I could run fast when I was four.



4- There was a nice farm in the past.



5- There were many carts.



2- I match the adjectives with their opposites:

1- big

a- small

2- noisy

b- quiet




3- wide

c- narrow

4- new

d- old



<p>I am able to أَسْتَطِيعُ أَنْ</p>			
<p>1. Describe people and things (There was a big yard - The room was very nice - Mira was very happy.) أَصْفِ الْأَشْخَاصَ وَالْأَشْيَاءَ (كَانَ هُنَاكَ بَاحَةٌ كَبِيرَةٌ - كَانَتِ الْغُرْفَةُ لَطِيفَةً - كَانَتِ مِيرَا سَعِيدَةً جَدًّا).</p>			
<p>2. Match adjectives with their opposites (My car wasn't new. It was old). أَخْتَارِ الْإِجَابَةَ الصَّحِيحَةَ مُتَبَعًا لِاسْتِرَاطِيَجِيَّاتِ الْاسْتِمَاعِ الْبَسِيطَةِ (لَمْ تَكُنْ سَيَّارَتِي جَدِيدَةً. كَانَتِ قَدِيمَةً).</p>			
<p>3. Talk about past actions. (I picked the tomatoes. We milked the cows.) . تَحَدَّثْ عَنِ النِّشَاطَاتِ فِي الْمَاضِي (قَطَفْتَ الطَّمَاظِمَ. حَلَبْنَا الْأَبْقَارَ).</p>			
<p>4. Use singular and plural past form of verb to be. (There were narrow roads. There was a nice farm.) أَسْتَخْذِمُ صِيغَةَ الْمَاضِي الْمَفْرَدِ وَالْجَمْعِ لِلْفِعْلِ to be (كَانَ هُنَاكَ شَوَارِعٌ ضَيْقَةٌ. كَانَتِ هُنَاكَ مَزْرَعَةٌ جَمِيلَةً).</p>			
<p>5. Use (ow) in words. (know- snow- bowl). اسْتَخْذِمِ (ow) فِي كَلِمَاتِ (know - snow - bowl).</p>			

● I circle how I feel Today:

أرسم دائرة حول شعوري اليوم:

How do you feel today?




calm




angry




sleepy




sad




happy




worried




shy



tired




shocked



proud



hurt



afraid

Lesson 2 The Treasure



map - cave - bat - beach - scary.

خريطة - كهف - وطواط - شاطئ - مخيف.



3.5-4 hours



crayons



pencil



rubber




CD player



Let's Go

● I draw a line from the children to the treasure:

أرسم خطاً بين الأطفال والكنز:





Identifying the meaning of sentences.

تمييز معاني الجمل.



10 - 15 minutes



pencil rubber CD player



I listen and circle the right picture:

En3-6-2-1

أستمع وأرسم دائرة حول الصورة الصحيحة:

- We went to the  -  near the beach last summer.

- We reached a dark  - 

- At the door, we found a  - 

- We went inside but the  -  were scary .

- So we  -  back home.



I Check

أتحقق من إجابتي

- We went to the  near the beach last summer.

- We reached a dark 

- At the door, we found a 

- We went inside but the  were scary .

- So we  back home.



Identifying the meaning of sentences.

تمييز معاني الجمل



10 - 15 minutes



pencil rubber CD player



I listen, read and match:

En3-6-2-2

أستمع، أقرأ وأصل:

1. We saw a bottle floating on the sea.



2. I sailed with my friend Jimmy.



3. We walked along the beach.



4. We found a wooden box.



5. We entered the cave.





I Check

أتحقق من إجابتي



2. I sailed with my friend Jimmy.

1. We saw a bottle floating on the sea.



5. We entered the cave.



3. We walked along the beach.



4. We found a wooden box.



Reordering the events of the story after I listen.

إعادة ترتيب أحداث القصة بعد الاستماع.



10 - 15 minutes



pencil  rubber  CD player 



I listen, read and order: **En3-6-2-3**

أستمع، أقرأ وأرتب:

a- We followed the map.

b- I sailed with my friend.

c- We walked along the beach.

d- Finally, we found a beautiful gold ring.

e- We entered a cave and we could see a wooden box.

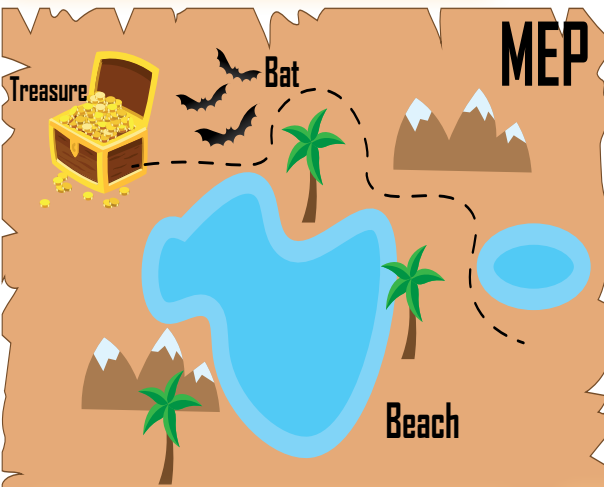


I Check

أتحقق من إجابتي



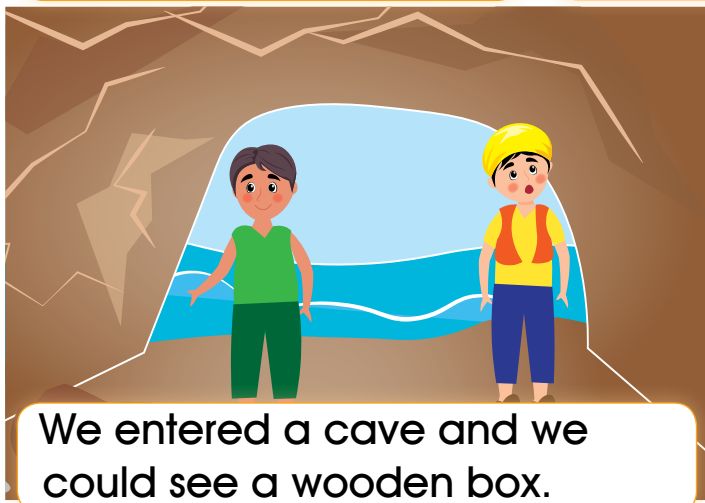
I sailed with my friend.



We followed the map.



We walked along the beach.



We entered a cave and we could see a wooden box.



Finally, we found a beautiful gold ring.



Reading simple sentences.

قراءة جمل بسيطة.



20 - 25 minutes



pencil rubber CD player



I listen and read: En3-6-2-4

أستمع وأقرأ:

Do you want to see some
photographs, Jack?

Yes, please, grandpa!





When I was young, I could play football.



When you were young, could you run fast?

Yes, I could.







Identifying the actions that I could do when I was five.

تحديد الأفعال التي استطعت فعلها عندما كنت في الخامسة.



10 - 15 minutes



pencil rubber CD player



I read and circle the activities that I could do:

En3-6-2-5

أقرأ وأضع دائرة حول النشاطات التي استطعت القيام بها:

read a book

ride a bike

swim

run fast

drive a car

use a computer


write

sing



I Check

أتحقق من إجابتي



ride a bike



run fast



sing



swim



Asking and answering questions about what I could do when I was at a certain age.

أسئلة وإجابات عن ما أستطيع فعله عندما كنت في عمر محدد.



15 - 20 minutes



pencil rubber CD player



I listen, read and match: En3-6-2-6

أستمع، أقرأ وأصل:

1- What could you do when you were three?

a- I could run.

2- What could you do when you were four?

b- I could talk.

3- What could you do when you were five?

c- I could swim.

4- What could you do when you were six?

d- I could ride a bike.



I Check

أتحقق من إجابتي

1- What could you do when you were three?



b- I could talk.

2- What could you do when you were four?



a- I could run.

3- What could you do when you were five?



d- I could ride a bike.

4- What could you do when you were six?



c- I could swim.



Answering the question with yes or no.

الإجابة عن الأسئلة بنعم أو لا.



10 - 15 minutes



pencil rubber

I look and tick:

أنظر وأشير:

Could you swim when you were six?





When you were six, could you.....	Yes, I could	No, I couldn't
send an email		
run fast		
play basketball		
ride a bike		



I Check

أتحقق من إجابتي

Sample Answers

- When you were six, could you send an email? No, I couldn't.
- When you were six, could you run fast? Yes, I could.
- When you were six, could you play basketball? Yes, I could.
- When you were six, could you ride a bike? No, I couldn't.



Reordering sentences based on listening.

إعادة ترتيب الجمل بحسب ما سمعت.



10 - 15 minutes



pencil rubber CD player



I listen, read and reorder:

En3-6-2-8

أستمع، أقرأ وأعيد الترتيب:

- Could /I /bike. /ride /a
- I could ride a bike.

1- couldn't/ I//a /horse /ride

.....

2- ? /Alan /fifty /Could /swim /metres

.....

3- couldn't /They /the /coins. /find

.....

4- race. /could /a /Sally /run /in

.....



I Check

أتحقق من إجابتي

1- I couldn't ride a horse.

2- Could Alan swim fifty meters?

3- They couldn't find the coins.

4- Sally could run in a race.



Practicing my new words and enjoy singing.

تعزير مفرداتي الجديدة والاستمتاع بالغناء.



10 - 15 minutes



pencil rubber CD player



I listen, read and repeat: En3-6-2-9

أستمع أقرأ وأكرر:

Tell me Gina, all about you?

When you were young,
what could you do?

Could you read?

Could you swim?

When I was young, ten years
ago I couldn't read and I
couldn't swim.

But I could run fast.

And I could always ride a bike.



Pronouncing the sound of the two letters (sm) and writing the letters correctly.

لفظ صوت الحرفين (sm) وكتابتها بشكل صحيح.



10 - 20 minutes



pencil rubber CD player



I listen, write and match:

En3-5-2-10

أقرأ، أكتب وأصل:

The smart boy smells the small flower with a smile on his face.

.....ile



..... all



.....ell



..... art





I Check


أتحقق من إجابتي




smile



small



Smell



smart

Lesson Self-Assessment

أختبر نفسي



(20-25) minutes

1- I read and match:

أقرأ وأطابق:

1- What could you do when you were six?

a- She could walk.

2- Could you swim when you were five?

b- I could play football.

3- What could she do when she was two?

c- Yes, I could

2- I underline:

أضع خطأً تحت الإجابة الصحيحة:

1- Mike (can- couldn't) swim when he was two.

2- I (could- couldn't) run fast when I was seven.

3- They could (play- playing) football.



I Check

أتحقق من إجابتي

1- I read and match:

1- What could you do when you were six?

b- I could play football.

2- Could you swim when you were five?

c- Yes, I could.

3- What could she do when she was two?

a- She could walk.

2- I underline:

1- Mike **couldn't** swim when he was two.

2- I **could** run fast when I was seven.


3- They can **play** football.



I am able to أستطيع أن			
1. Listen to an exciting adventure. (We went to the mountains near the beach last summer. We reached a dark cave). أتحدث عن تجربة مثيرة.			
2. Reorder the events of the story. (I sailed with my friend. We saw a bottle floating in the sea). أرتب أحداث القصة.			
3. Use I could / I couldn't. (I could swim when I was four.) . أستخدم أستطيع ولا أستطيع.			
4. Recognise the pronunciation of /sm/ in words and write them. (smile- small). أميز لفظ الحرفين بالكلمات وأكتبهما.			

● I look at the picture and I draw my own treasure map:

أنظر إلى الصورة وأرسم خطة الكنز الخاصة بي:





1- I read and write:

أقرأ وأكتب:

collected-cleaned-picked-milked-visited

1- My father some fresh fruit.

2- We the eggs.

3- He the cows.

4- I my cousin in his house.

5- I my house.



2- I match:

أطابق:

1- I visited my grandparents last week.



2- We cleaned the house last week.



3- They cooked a delicious meal yesterday.



4- My friend watered the flowers.




How do I like to learn?

كيف أحب أن أتعلّم؟

في نهاية الوحدة أصبح بإمكانني تحديد الطريقة التي ساعدتني أكثر في التعلّم من خلال تلوين عدد من النجوم وفق ما يأتي:




أَتعلّم بطريقة الاختيار من متعدّد: 

- I listen and underline:

1- I picked the (eggs- tomatoes).

2- We (collected- milked) the cows.

أَتعلّم بطريقة المطابقة والوصل: 

- I match the sentences:

buildings

amusement park



أَتَعَلَّمُ بِطَرِيقَةِ كِتَابَةِ الإِجَابَةِ: ☆☆☆

- I listen, read and reorder:

- Could /I /bike. /ride /a
- I could ride a bike.

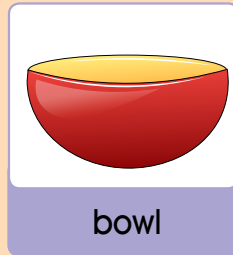
أَتَعَلَّمُ بِطَرِيقَةِ الغِنَاءِ: ☆☆☆

- I listen and repeat:

- Tell me Gina, all about you? - When you were young,
- what could you do? - Could you read?
- Could you swim? - When I was young, ten years ago I couldn't read and I couldn't swim. - But I could run fast. And I could always ride a bike.

أَتَعَلَّمُ بِطَرِيقَةِ سَمَاعِ وَتَكَرَّارِ الإِجَابَةِ: ☆☆☆

- I listen and repeat:





I Check


أتحقّق من إجابتي

1- I read and choose:

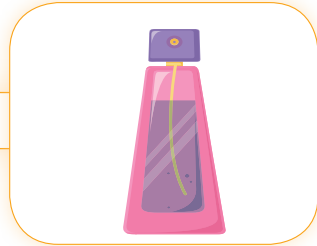
a- The apple **tastes** delicious.



b- The teddy bear **feels** soft.



c- The perfume **smells** beautiful.



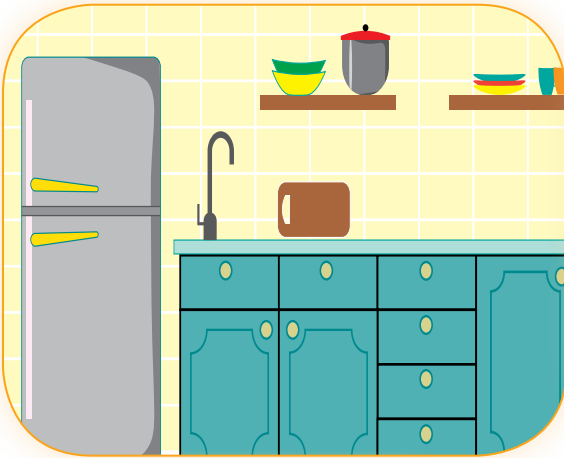
d- I **hear** music.




e- I **see** the picture with my eyes.




2- I match:




kitchen



living room



bedroom



balcony



I Check

أتحقّق من إجابتي

1- I look and write:




a- film



b- music programme



c- weather forecast




d- cartoons




e- news



f- quiz show



g- sports programme



h- Documentary

2- I write:


- Let's watch the news / the cartoons
- It starts at eight/ half past four
- Let's play football / tennis
- I don't like diving / watching TV.....
- I like playing tennis / riding a horse / riding a bike.....
- Does the film / documentary..... start at seven/ six/....
No, it doesn't. It starts at eight/ three/ two

3- I write about my family:

My mother likes swimming.

My father likes reading books

My grandfather likes playing the piano.



My brother likes riding the bike.

I like watching TV.

My grandmother likes collecting things.

4- Is it /cr/ ? I complete the words that have /cr/:



crow



owl



crocodile



cry



I Check

أتحقق من إجابتي

1- I write about myself and my family:

1. Everyday, I watch cartoons but today I am watching a film.
2. I always play with my brother but now I am playing with my friends.
3. My father usually walks to work but today he is driving a car.
4. My mother often reads a book but now she is reading a magazine.

2- I write about my favourite season:

My favourite season is Spring.



I like it because I can see coloured flowers everywhere.

The months are March, April and May.

The weather is warm and sunny.


3- I look and fill in the spaces:

sample answer:

 **Today** 

The day is Friday	The month is March	
The season is Spring	The date is 2 1	The weather is Sunny

Weather



4- I write four words starting with (gr):

green

grass

grapes


grandmother



I Check

أتحقّق من إجابتي

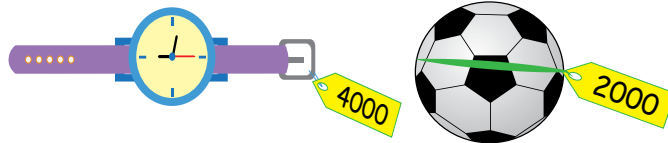
1- I write (next to or opposite):



The mall is opposite the tower.

The zoo is next to the mall.

2- I want to buy a watch and a ball; how much are they?



$2000 + 4000 = 6000$
They are 6000 pounds

3- I unscramble these sentences:

1- tall/ How/ the/ tree/ is/?
How tall is the tree?

2- It/ meter/ is/ 2/ tall.
It is 2 meters tall.

3- long/ How/ is/ the/ crocodile/?
How long is the crocodile?

4- is/ long./ 3/ meters/ It
It is 3 meters long.

4- I fill in the spaces with the correct word:

is

much

would

buy

- a- What would you like to buy?
- b- I'd like to buy a dress.
- c- How much is it?
- d- It is five hundred pounds.


5- I match:



Clothes shop

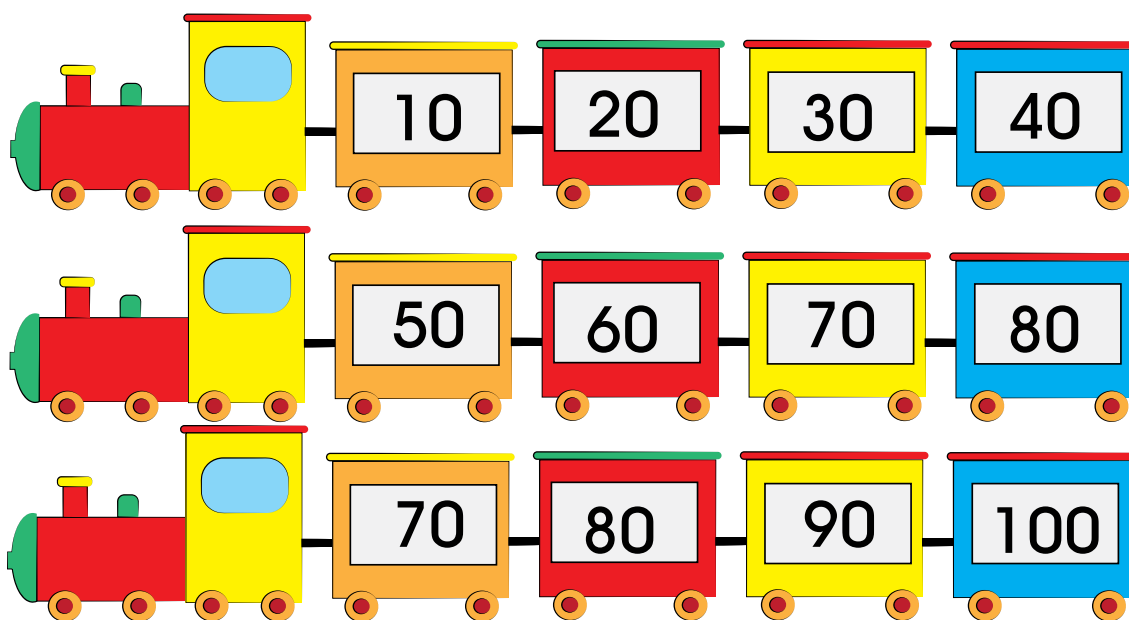


ZOO



Gift shop

6- I count by tens:



How Many?





I Check

أتحقق من إجابتي

1- I draw the following:



Happy




Sad



Tired



Hungry



Thirsty

2- I tick the sentences that can make a meaningful story:

- 1- The bird is on the tree.
- 2- I think it can't fly.
- 3- The bird is small.
- 4- I don't think it is hungry.
- 5- I want to help the baby bird.

3- I read and underline:

- 1- I'm washing my father's **car**.
- 2- My mother is **visiting** our sick neighbour.
- 3- He is **helping** his friend.
- 4- My sister is **tidying** the mess.

4- I read and reorder:

1- listening/to /I /music. / I am
I am listening to music.

2- you /Can /open /please?/ window,/the
Can you open the window, please?

3- Can /water /please? /the /flowers, /you
Can you water the flowers, please?

4- please? /you /Can /his /wash / car,
Can you wash the car, please?

5- he /Is /a /reading /book?
Is he reading a book?



Unit 6 Worksheet
ورقة عمل الوحدة 6

It was Interesting!



I Check

أتحقق من إجابتي

1- I read and write:

collected-cleaned-picked-milked-visited

1- My father picked some fresh fruit.

2- We collected the eggs.

3- He milked the cows.

4- I visited my cousin in his house.

5- I cleaned my house.

2- I match:



1- I visited my grandparents last week.



2- We cleaned the house last week.



3- They cooked a delicious meal yesterday.



4- My friend watered the flowers.

Audio Script

Unit 1: My Life

Lesson 1: My Five Senses

En3-1-1-1

- | | |
|------------------|--------------|
| 1- Hear ear. | 1- أسمع أذن |
| 2- Taste tongue. | 2- أذوق لسان |
| 3- See eyes. | 3- أرى عين |
| 4- Smell nose. | 4- أشم أنف |
| 5- Touch hands. | 5- ألمس أيدي |

En3-1-1-2

- | | |
|--------------------------------|--------------------------|
| 1- I can hear with my ears. | 1- أستطيع أن أسمع بأذني |
| 2- I can touch with my hands. | 2- أستطيع أن ألمس بيدي |
| 3- I can see with my eyes. | 3- أستطيع أن أرى بعيوني |
| 4- I can taste with my tongue. | 4- أستطيع أن أذوق بلساني |
| 5- I can smell with my nose. | 5- أستطيع أن أشم بأنفي |

En3-1-1-3

- | | |
|---|---|
| a- Let us buy some cakes.
They smell nice! | a- هيا نشترى بعض الكعك.
رائحته لذيذة. |
| b- The cakes taste delicious. I like
chocolate cakes. | b- مذاق الكعك لذيذ.
أنا أحب كعك الشوكولاتة. |
| c- I can see a colourful butterfly.
Wow! It looks beautiful! | c- أستطيع رؤية فراشة ملونة.
إنها تبدو جميلة. |

d- Can you hear the birds?

Yes, I can but I can't see them.

e- It is a lovely cat. Can I touch it?

Yes, you can.

f- t is small and soft. I like cats.

d- هل تستطيع سماع الطيور؟

نعم أستطيع. لكنني لا أستطيع رؤيتها.

e- إنها قطة جميلة. هل أستطيع لمسها؟

نعم تستطيعين.

f- إنها صغيرة وناعمة. أنا أحب القطط.

En3-1-1-5

a- I can see a tree.

b- I can touch a cat.

c- I can taste the apple.

d- I can smell the flowers.

f- I can hear the telephone.

a- أستطيع رؤية شجرة.

b- أستطيع لمس القطة.

c- أستطيع تذوق التفاحة.

d- أستطيع شم الأزهار.

f- أستطيع سماع الهاتف.

En3-1-1-6

Pronunciation of the numbers

21- 22 - 23 - 24 - 25

26 - 27- 28 - 29 - 30

لفظ الأرقام:

25-24-23-22-21

30-29-28-27-26

En3-1-1-8

Pronunciation of the two vowels

in words coat, goat, boat

I wear my coat on the boat.

On the shore I see a goat.

لفظ الكلمات: coat- goat- boat

أرتدي معطفي على القارب. على

الشاطئ أرى ماعز.

En3-1-1-9

Pronunciation of:

goal- road- loaf- soap

لفظ كلمات:

soap- loaf- road- goal

En3-1-1-10

- I have two eyes so I can see
- And a nose to smell
- I have ten fingers that can touch
- They do it very well!
- I have two ears so I can hear
- the birds up in the trees.

لدي عينان لأستطيع أن أرى.
وأنفا لأشم.
لدي عشر أصابع تستطيع
اللمس.
يقومون باللمس بشكل جيد.
لدي أذنان لأستطيع أن أسمع
الطيور عاليا فوق الأشجار.

Lesson 2: My Lovely House

En3-1-2-1

- | | |
|----------------|-------------|
| 1- Bedroom | 2- Balcony |
| 3- Living room | 4- House |
| 5- Garden | 6- Bathroom |
| 7- Garage | 8- kitchen |

- | | |
|---------------|---------|
| 1- غرفة نوم | 2- شرفة |
| 3- غرفة معيشة | 4- منزل |
| 5- حديقة | 6- حمام |
| 7- مرآب | 8- مطبخ |

En3-1-2-3

dishes - refrigerator - sofa
sink - soap - bed

صحنون - ثلاجة - أريكة
مغسلة - صابون - سرير.

En3-1-2-4

- Hello, I am Lily. This is my house.
- This is the living room.
There are two big sofas.
I like to watch TV here.
- My bedroom is small.
I do my homework here.
- We cook in the kitchen.
There are an oven and a refrigerator.
- I have a shower in the bathroom.

- مرحبا. أنا ليلي. هذا منزلي.
- هذه غرفة المعيشة.
توجد أريكتان كبيرتان.
أحب أن أشاهد التلفاز هنا.
- غرفة نومي صغيرة.
أقوم بواجباتي الدراسية هنا.
- نطبخ في المطبخ.
يوجد هنا الغاز والثلاجة.
- أنا أستحم في الحمام.

En3-1-2-8

room- broom - zoo

- I see a zoo from my room
- I clean my room with a broom.

غرفة - مكنسة- حديقة حيوان
- أرى حديقة حيوان من غرفتي.
- أنظف غرفتي بمكنسة.

En3-1-2-9

spoon – boot – wood
moon – wool – food

ملعقة - حذاء طويل - خشب
قمر - صوف - طعام

Unit 2: Let us Have Fun

Lesson 1: Let us Watch TV

En3-2-1-1

- 1- What time does the football match start?
- It starts at half past two. Let's watch it together.
- 2- I don't like football. I prefer cartoons.
- They start at quarter to four.
- 3- Does the quiz show start at three o'clock?
- No, it doesn't. It starts at five o'clock.

1- في أي وقت تبدأ مباراة كرة القدم؟
- انها تبدأ الساعة الثانية والنصف. لنشاهدها معاً.
2- أنا لا أحب كرة القدم. أفضل الرسوم المتحركة.
- انها تبدأ عند الساعة الرابعة الاربع.
3- هل يبدأ برنامج المسابقات الساعة الثالثة تماماً؟
كلا. انه يبدأ عند الساعة الخامسة تماماً.

En3-2-1-3

1- What time is it?

- It is half past five.

2- What time is it?

- It is six o'clock.

3- What time is it?

- It is quarter to six.

4- What time is it?

- It is quarter past two.

1- كم الساعة؟

- انها الخامسة والنصف

2- كم الساعة؟

- انها السادسة تماما

3- كم الساعة؟

- انها السادسة الاربع

4- كم الساعة؟

- انها الثانية والربع

En3-2-1-9

Sleep – slide – slope – slim

When I sleep I slide down a slope
into a world of dreams.

أنام – أنزلق – منحدر – نحيل

عندما أنام أنزلق عبر منحدر إلى عالم
الأحلام.



Lesson 2: I Like Doing Things

En3-2-2-1

- cycling

1- taking photos

2- singing

3- hiking

4- fishing

- ركوب الدراجة

1- التقاط الصور

2- الغناء

3- المشي الطويل

4- صيد السمك

En3-2-2-5

1- What do you like doing?

I like playing the guitar.

2- What do you like doing?

I like watching TV.

3- What do you like doing?

I like reading stories

4- Do you like collecting shells?

No, I don't. I like collecting stamps.

5- Do you like swimming in the sea?

Yes, I do.

1- ماذا تحب أن تفعل؟

أحب العزف على الغيتار.

2- ماذا تحب أن تفعل؟ أحب

مشاهدة التلفزيون.

3- ماذا تحب أن تفعل؟

أحب قراءة القصص

4- هل تحب جمع الأصداف؟

لا، لا أحب. أحب جمع الطوابع

5- هل تحب السباحة في البحر؟

نعم أحب ذلك.

En3-2-2-8

- Cr crayon crow

The crow stole my crayon and

I cried.

- جمع أقلام تلوين - غراب

الغراب أخذ أقلامي التلوين

فبكيت

En3-2-2-9

- Cr crisp - crawl - craft - crops

cry - crab

- The crab crawled out of the ground. - It

ate my crops and my crisp corn.

- I crafted a fence to keep my crops

safe.

- مقرمشات - يزحف - حرفة -

محاصيل

بكاء - سلطعون

- زحف السلطعون من الأرض.

- وأكل محصولي والذرة المقرمش.

- هندست سياج لحماية محصولي.

Unit 3: Days and Months

Lesson 1: Months and Seasons

En3-3-1-1

- What is the weather like today?
- It is hot today
- 1. It is cold
- 2. It is rainy
- 3. It is sunny
- 4. It is windy.
- 5. It is cloudy.

- ما حال الطقس اليوم؟
- الجو حار اليوم.
- 1. الجو بارد.
- 2. الجو ممطر.
- 3. الجو مشمس.
- 4. الجو عاصف.
- 5. الجو غائم.

En3-3-1-2

- What is the weather like in summer?
- It is hot and sunny.
- 1. In winter, it is often cold and rainy.
- 2. It is usually warm and sunny in spring.
- 3. It is windy and cloudy in autumn.
- 4. It is often hot in summer.

- اوصف لي الطقس في الصيف؟
- الجو حار ومشمس.
- 1. في الشتاء، يكون الجو بارداً وممطراً غالباً.
- 2. عادة ما يكون الجو دافئاً ومشمساً في الربيع.
- 3. الجو عاصف وغائم في الخريف.
- 4. يكون الجو حاراً غالباً في الصيف.

En3-3-1-6

- What's the weather like in winter?
1. It's often cold and rainy in winter.
 2. Do you like winter?
 3. Yes, I do.
 4. Why do you like it?
 5. I like it because I make a snowman.

- كيف هو الطقس في الشتاء؟
1. إنه غالباً بارد وماطر في الشتاء.
 2. هل تحب الشتاء؟
 3. نعم.
 4. لماذا تحبه
 5. أحبه لأنني أصنع رجل ثلج

En3-3-1-8

- (gr) grass grapes
In summer the grass turns green.
The grapes grow big and taste great.

- عشب عنب
في الصيف يخضرّ العشب.
تكبر حبة العنب وتطيب.

En3-3-1-10

- Gr gray grain grap
In autumn, the sky turned gray and the grass lost its green colour. It was time to grind the grain. The olives fell to the ground.

- رمادي - حبوب
في الخريف، تحولت السماء إلى اللون الرمادي وفقد العشب لونه الأخضر. حان وقت طحن الحبوب.



Lesson 2: A Different Day

En3-3-2-1

1. I brush my teeth.
2. I ride my bike.
3. I use my computer.
4. I tidy my bedroom.
5. I read a story.
6. I help my mum.

1. نظف أسناني بالفرشاة.
2. ركوب دراجتي.
3. استخدام جهاز الكمبيوتر الخاص بي.
4. ترتيب غرفة نومي.
5. قراءة قصة.
6. أساعد أمي.

En3-3-2-4

1. What do you do every day?
I always make my bed.
2. What do you do every day?
I usually go to school.
3. What do you do every day?
I often help my dad.
4. What do you do every day?
I sometimes visit my grandparents.
5. What do you do every day?
I go to bed early.

1. ماذا تفعل كل يوم؟
أنا دائماً اوضب سريري.
2. ماذا تفعل كل يوم؟
عادة أذهب إلى المدرسة.
3. ماذا تفعل كل يوم؟
كثيراً ما أساعد والدي.
4. ماذا تفعل كل يوم؟
أزور أجدادي أحياناً.
5. ماذا تفعل كل يوم؟
أذهب إلى الفراش باكراً.

En3-3-2-7

- 1- I always read books.
But today, I am watching cartoons.
- 2- Mum always goes to work.
But today she's helping me.
- 3- I often play football in the afternoon.
I'm watching TV now.
- 4- My father sometimes rides his bike in the evening.
But he is playing chess with me now.
- 5- My brother usually tidies his room.
He is listening to music now.

- 1- أقرأ دائماً الكتب لكنني اليوم أشاهد برنامج الكرتون.
- 2- أُمي تذهب دائماً إلى العمل.
لكنها اليوم تساعدني.
- 3- أَلعب كرة القدم غالباً في فترة ما بعد الظهر.
أنا أشاهد التلفاز الآن.
- 4- يركب والدي دراجته أحياناً في المساء.
لكنه يلعب الشطرنج معي الآن.
- 5- عادة ما يقوم أخي بترتيب غرفته.
إنه يستمع إلى الموسيقى الآن.

En3-3-2-9

- She is Anna.
On Monday, she reads books.
On Tuesday, she writes stories.
On Wednesday, she studies English.
On Thursday, she plays with the ball.
On Friday, she goes to the park.
On Saturday, she eats pizza.
On Sunday, she sleeps all day.

- إنها آنا.
يوم الاثنين، تقرأ كتباً.
يوم الثلاثاء تكتب قصصاً.
يوم الأربعاء تدرس اللغة الانكليزي.
يوم الخميس تلعب بالكرة.
يوم الجمعة تذهب إلى المنتزه.
يوم السبت تأكل البيتزا.
يوم الأحد تنام طوال اليوم.

Unit 4: Places to Go

Lesson 1: I Go Shopping

En3-4-1-1

- This is a big mall.
- It has a gift shop.
- It has a clothes shop.
- This is a skirt.
- This is a hotel.
- Here is our hotel.
- Next to our hotel there is a big mall.
- The mall has a clothes shop.
- I am looking for a gift shop to buy a skirt like this.

- هذا مجمع تجاري كبير.

- هذا محل للهدايا.

- هذا محل للألبسة.

- هذه تنورة.

- هذا فندق.

- هذا فندقنا.

بجانب فندقنا يوجد مجمع

تجاري كبير.

يحتوي المجمع التجاري على

محل للألبسة.

أنا أبحث عن محل هدايا

لشراء ساعة يد مثل هذه.

En3-4-1-2

- This is a mall.
- this is a watch.
- this is a clothes shop.

- هذا مجمع تجاري.

- هذه ساعة يد.

- هذا محل للألبسة.

En3-4-1-4

- What would you like to buy?
- I'd like to buy a ball.
- How much is it?
- It's five thousand pounds.

- الساعة ماذا تود أن تشتري؟
- أود أن أشتري كرة.
- كم سعرها؟
- سعرها 5000 ليرة.

En3-4-1-5

- a watch – t-shirt – a ball
- a bike – trousers – a jacket

- ساعة يد- قميص نصف كم – كرة
- دراجة - بنطال - جاكيت

En3-4-1-6

- What does Sally want to buy?
- She wants to buy a gift for her friend.
- Does Tom like his new watch?
- Yes, he does.
- How much is the ball?
- It is 1000 pounds.
- How much are the trousers?
- They are 5000 pounds.

- ما الذي تريد سالي أن تشتريه؟
- تريد أن تشتري هدية لصديقتها.
- هل يحب توم ساعة يده الجديدة؟
- نعم يحب.
- كم سعر الكرة؟
- إنها بـ 1000 ليرة.
- كم سعر البنطلون؟
- إنه بـ 5000 ليرة.

En3-4-1-7

- Where is the mall?
- The mall is opposite the hotel.
- Where is the gift shop?
- The gift shop is opposite the clothes shop.
- Where is the supermarket?
- It's opposite the mall.
- Where is the bank?
- It's opposite the gift shop.

- أين يقع المجمع التجاري؟
- إن المجمع التجاري مقابل الفندق.
- أين يقع محل الهدايا؟
- محل الهدايا مقابل محل الألبسة.
- أين يقع السوبر ماركت.
- السوبر ماركت مقابل المجمع التجاري.
- أين يقع البنك؟
- البنك يقع مقابل محل الهدايا.

En3-4-1-8

- The t-shirt is opposite the trousers.
- The pen is opposite the book.
- The ball is opposite the watch.

- قميص نصف كم مقابل البنطال.
- القلم مقابل الكتاب.
- الكرة مقابل ساعة اليد .

En3-4-1-9

- The mall is opposite the zoo.
- The trousers are in the clothes shop.
- The toy train is 2000 pounds.
- The watch is in the gift shop.

- المجمع التجاري مقابل حديقة الحيوان.
- البنطلون في محل الألبسة.
- لعبة القطار بـ 2000 ليرة.
- ساعة اليد في محل الهدايا.

Lesson 2: A Visit to the Zoo

En3-4-2-1

At the zoo we see many interesting animals. The elephant is big. It's got a long trunk. The giraffe is in the cage opposite the elephant. It has got a long neck and a long tail. The penguin has got two short wings and a short tail.

في حديقة الحيوان نرى عدة حيوانات ممتعة. الفيل كبير انه يملك خرطومًا طويلًا. الزرافة في القفص المقابل للفيل. لديها رقبة طويلة وذيل طويل. البطريق لديه جناحان قصيران و ذيل قصير.

En3-4-2-2

- A snake - A monkey
- A crocodile - A giraffe
- 1- The snake moves its long body on the ground.
- 2- The monkey is funny and jumps around.
- 3- The crocodile sits sleeps for a while.
- 4- The giraffe's neck makes me laugh.

- أفعى - قرد
- تمساح - زرافة
- 1- الأفعى تحرك جسمها الطويل على الأرض.
- 2- القرد مضحك ويقفز.
- 3- التمساح يجلس وينام لفترة.
- 4- عنق الزرافة يجعلني أضحك.

En3-4-2-4

- How long is the crocodile?
- It's 2 meters long.
- How tall is the giraffe?
- It's 3 meters tall.

- أود كم طول التمساح؟
- طوله 2 متر.
- كم طول الزرافة؟
- طولها 3 متر.

En3-4-2-5

- 1- How tall is the tree?
- 2- How long is the snake?
- 3- Where is the zoo?
 - a- It's next to the tower
 - b- It is 3 meters tall.
 - c- It is 1 meter long.

- 1- كم طول الشجرة؟
- 2- كم طول الافةى؟
- 3- أين تقع حديقة الحيوان؟
 - a- إنها بجانب البرج.
 - b- طولها 3 م.
 - c- طولها 1 م.

En3-4-2-7

- 10 ten- 20 twenty-30 thirty
40 forty- 50 fifty- 60 sixty
70 seventy- 80 eighty
90 ninety- 100 a hundred.

- 10 عشرة - 20 عشرون - 30 ثلاثون
40 أربعون - 50 خمسون - 60 ستون
70 سبعون - 80 ثمانون
90 تسعون - 100 مائة.

En3-4-2-8

- sixty - a hundred - seventy
- forty - ninety - eighty

- ستون - مئة - سبعون
- أربعون - تسعون - ثمانون

Unit 5: How to Be Good

Lesson 1: Save the Baby Bird

En3-5-1-1

- This is a bird - هذا طائر
- This is a roof - هذا سطح
- It's a nest - إنه عش
- She is happy - هي سعيدة
- She is sad - هي حزينة
- He is hungry - هو جائع
- He is thirsty - هو عطشان

En3-5-1-2

- The baby bird's on the roof. - الطائر الصغير على السطح.
- I think it can't fly. - أعتقد أنه لا يستطيع الطيران.
- Perhaps it's in danger. - ربما هو في خطر.
- I think it's sad. - أعتقد أنه حزين.
- I want to save the baby bird. - أريد أن أنقذ الطائر الصغير.
- I think it will be happy. - أعتقد أنه سيكون سعيداً.

En3-5-1-7

- Perhaps it will rain. - من ربما ستمطر.
- Perhaps she can't walk. - ربما لا تستطيع المشي.
- Perhaps he can score. - ربما يستطيع تسجيل هدف.

Lesson 2: Give Me a Hand

En3-5-2-1

- What are you doing?
- We are helping our neighbours.
- They are moving to their new house now.
- I am helping my neighbour.
- He is cleaning his garden.
- What is your mother doing?
- She is visiting her sick neighbour.
- Is Mark helping our neighbour, Mum? Yes, he is. Look! he is washing his car.

- ماذا تفعلون؟
- نحن نساعد جيراننا.
- إنهم ينتقلون الى منزل جديد الآن.
- أنا أساعد جاري،
- هو ينظف الحديقة.
- ماذا تفعل أمك؟
- هي تزور جارتها المريضة.
- هل مارك يساعد جارتنا؛ أمي؟
- نعم. انظر! هو يغسل السيارة.

En3-5-2-2

- Now, I'm doing my homework.
- My brother is playing football.
- My father is reading a book.
- My mother is cooking.
- Our neighbours are cleaning their garden.

- الآن أنا أكتب الوظيفة.
- أخي يلعب كرة القدم.
- أبي يقرأ كتاباً.
- أمي تطبخ.
- جيراننا ينظفون حديقتهم.

En3-5-2-3

- Is he watching TV?
- Are they cleaning the garden.
- Is she reading a book?
- Is Sara washing the car?

- هل هو يشاهد التلفاز؟
- هل هم ينظفون الحديقة؟
- هل هي تقرأ كتاباً؟
- هل سارة تغسل السيارة؟

En3-5-2-4

- I'm listening to music.
- I'm reading a book.
- I'm writing a story.
- I'm drinking water.
- I'm washing my face.

- أنا أستمع للموسيقى.
- أنا أقرأ كتاباً.
- أنا أكتب قصة.
- أنا أشرب ماء.
- أنا أغسل وجهي.

En3-5-2-5

- What are you doing Sara?
- I am talking on the phone.
- What is your mother doing?
- She is cooking chicken and rice.
- What is your father doing?
- He's reading a book.
- What is your sister lily doing?
- She is playing with her doll.
- Ok Sarah, you look all busy we'll talk later!
- Ok, goodbye.

- ماذا تفعلين يا سارة؟
- أنا أتحدث على الهاتف.
- ماذا تفعل أمك؟
- هي تطبخ الأرز والدجاج.
- ماذا يفعل والدك؟
- هو يقرأ كتاب.
- ماذا تفعل أختك ليلي؟
- هي تلعب بلعبتها.
- حسناً سارة يبدو أنكم جميعاً مشغولون سنتحدث لاحقاً!
- حسناً وداعاً.

En3-5-2-6

- Mum: We have many things to do today! I need your help. Can you wash the dishes please?
- Sally: With pleasure.
- Mona: Your room is in a mess! Can you tidy the room please?
- Ted: Sure, with pleasure.
- Sama: Here are some magazines, can you put them on the shelf please?
- Lia: Yes, of course.

- الأم: هناك الكثير من الأشياء التي يجب أن نقوم بها اليوم! أحتاج إلى مساعدتك. هل تستطيعين غسل الأطباق لو سمحت؟
سالي: بكل سرور
منى: غرفتك في حالة فوضى شديدة! هل يمكنك ترتيب الغرفة لو سمحت
تيد: طبعاً، بكل سرور
سما: إليك بعض المجلات، هل تستطيع وضعها على الرف لو سمحت؟
ليا: نعم بالطبع.

En3-5-2-7

- Can you clean the window, please?
- Can you put the food in the fridge, please?
- Can you take the dishes to the kitchen, please?
- Can you water the flowers in the garden, please?

- هل يمكن أن تنظف النافذة من فضلك؟
- هل يمكن ان تضع الطعام في البراد من فضلك؟
- هل يمكن ان تأخذ الأطباق الى المطبخ من فضلك؟
- هل يمكن أن تسقي الأزهار في الحديقة من فضلك؟

En3-5-2-8

I'm busy, I'm busy. Can you help me? Yes of course. Can you wash the dishes? Yes, of course. Can you clean the windows? Yes, of course. Can you tidy the mess? Yes, of course. It's a busy day.

أنا مشغول، أنا مشغول. هل يمكنك مساعدتي؟ نعم بالطبع. هل يمكنك غسل الأطباق؟ نعم، بالطبع. هل يمكنك تنظيف النوافذ؟ نعم، بالطبع. هل يمكنك ترتيب الفوضى؟ نعم، بالطبع. أنه يوم حافل.

En3-5-2-9

black - snack
- back - sack - jacket
My snack is in my backpack.
My jacket is in my black sack.

- نطق: أسود - وجبة خفيفة
- ظهر - كيس - جاكيت.
وجبتي الخفيفة في حقيبة ظهري.
جاكيتي في كيسي الأسود.

En3-5-2-10

black - snack
backpack - sack - jacket
My snack is in my backpack.
My jacket is in my black sack.

- نطق: أسود - وجبة خفيفة
- ظهر - كيس - جاكيت.
وجبتي الخفيفة في حقيبة ظهري.
جاكيتي في كيسي الأسود.

Unit 6: It was Interesting!

Lesson 1: On the Farm

En3-6-1-1

When I was five, we were in the countryside. What was your house like? It was beautiful. There was a big yard. There was a dog. The dog wasn't quiet, it was noisy. What was your room like? It was very nice. There were many toys. The life in the countryside was interesting.

- عندما كنت في الخامسة كنا في الريف. كيف كان منزلكم في الريف؟ لقد كان جميلاً. كان هناك باحة كبيرة. كان هناك كلب. الكلب لم يكن هادئاً, لقد كان مزعجاً. كيف كانت غرفتك؟ لقد كانت جميلة. كان هناك العديد من الألعاب. ان الحياة في الريف ممتعة جداً.

En3-6-1-2

Mira was happy. She finished the tidying up! Before, the table wasn't tidy and the windows weren't clean. Her friends came and they were all excited. The house was really nice.

كانت ماريا سعيدة. أنهت الترتيب! لم تكن الطاولة مرتبة ولم تكن النوافذ نظيفة. جاء أصدقاؤها وكانوا جميعاً متحمسين. كان المنزل جميلاً بالفعل.

En3-6-1-4

In the past, there were some old houses. Today, there are many new buildings. There was a nice farm along the river in the past. Now, there is an amusement park. There were narrow roads in our town. There are wide streets today. In the past there were horses and carts. Now, there are many cars and buses. There was a small market. Today, there is a big mall.

في الماضي، كان هناك بعض المنازل القديمة. اليوم، يوجد العديد من المباني الجميلة. كان هناك مزرعة جميلة على امتداد النهر. الآن يوجد حديقة ملاهي. كان هناك طرق ضيقة في بلدتنا. يوجد اليوم طرق عريضة. في الماضي كان هناك أحصنة وعربات الآن يوجد العديد من السيارات والحافلات. كان هناك سوق صغير. اليوم يوجد مركز تسوق كبير.

En3-6-1-5

In the past. There were some old houses. There was a nice farm along the river. There were narrow roads in our town. There were horses and carts. There was a small market.

في الماضي، كان هناك بعض المنازل القديمة. كان هناك مزرعة جميلة على امتداد النهر. كان هناك طرق ضيقة في بلدتنا. في الماضي كان هناك أحصنة وعربات. كان هناك سوق صغير.

En3-6-1-6

Last week, we visited our uncle's farm. We cleaned the chicken coop and I collected eggs. My uncle washed the cows, then we milked them. We picked the red tomatoes. In the evening, my aunt Laura cooked a delicious meal.

في الأسبوع الماضي، زرنا عمي في مزرعته. لقد كانت رائعة. لقد نظفنا قن الدجاج وجمعت البيض. نظف عمي الأبقار ومن ثم حلبناها. قطفنا ثمار البندورة الحمراء. في المساء، طبخت عمتي لورا وجبة لذيذة.

En3-6-1-7

Yesterday, my grandmother visited us. We cleaned the house. My brother picked some flowers. My mum cooked lunch. My brother washed the dishes. We were happy.

البارحة، زارتنا جدتي. نظفنا المنزل. قطف أخي بعض الأزهار. طبخت أمي الغداء. غسلت أختي الأطباق. لقد كنا سعداء.

En3-6-1-8

I visited my friend yesterday. We cleaned the house last week. My neighbour watered the flowers.

لقد زرت صديقي البارحة. نظفنا المنزل الأسبوع الماضي. سقى جارنا الورود.

En3-6-1-9

slow, know, snow, glow, bowl

لفظ الكلمات:

بطيئ - يعرف - ثلج - يتوهج - وعاء



Lesson 2: The Treasure

En3-6-2-1

1-Cave 2-map 3- bat

4- beach 5- scary

We went to the mountains near the beach last summer. We reached a dark cave. At the door, we found a map. We went inside but the bats were scary. So we ran back home.

En3-6-2-2

I sailed with my friend Jimmy. We saw a bottle floating in the sea. Then, we walked along the beach. We found a cave. We entered the cave. There we found a wooden box. In the box we found old coins and golden masks. I thought that this is the best adventure ever!

1- كهف 2- خريطة 3- خفاش
4- شاطئ 5- مخيف
ذهبنا إلى الجبال بجانب
الشاطئ الصيف الماضي. وصلنا
إلى كهف مظلم. عند المدخل،
وجدنا خريطة. دخلنا لكن
الخفافيش كانت مخيفة. لذا
جرينا إلى المنزل.

أبحرت مع صديقي جيمي. رأينا
زجاجة تطفو في البحر. مشينا
على الشاطئ. دخلنا إلى الكهف.
ورأينا صندوقاً خشبياً آخر
وجدنا نقوداً و قناعاً ذهبياً.
أعتقد أن هذه أفضل مغامرة.

En3-6-2-3

When I was young, I sailed with my friend. One day we saw a bottle floating in the sea. There was a map inside the bottle. We followed the map and we walked along the beach. We entered a cave and we could see a wooden box. Finally, we found a beautiful gold ring.

عندما كنت شابا أبحرت مع صديقي. ذات يوم رأينا قارورة تطفو في البحر كان هناك خريطة داخل القارورة. تبعنا الخريطة ومشينا على الشاطئ. دخلنا الى الكهف واستطعنا رؤية صندوق خشبي. أخيرا استطعنا إيجاد النقود والاقنعة الذهبية.

En3-6-2-4

Do you want to see some photographs, Jack? Yes, please, Grandpa! When I was young I could play football. When you were young, could you run fast? Yes, I could. Could you play the piano? No, I couldn't. But I can play the piano now.

هل تريد ان ترى بعض الصور جاك؟ نعم من فضلك جدي! عندما كنت شابا استطعت أن ألعب كرة القدم. عندما كنت شابا هل استطعت أن تركض بسرعة؟ نعم استطعت. هل استطعت أن تعزف على البيانو؟ لا لم أستطع. لكن أستطيع أن أعزف البيانو الآن.

En3-6-2-5

When I was five, I could do many activities. I could ride a bike. I could run fast. I could swim. I could fly a kite and I could sing.

عندما كنت في الخامسة من عمري استطعت القيام بعدة نشاطات. استطعت ان اركب الدراجة، استطعت أن أركض بسرعة، استطعت ان اسبح استطعت أن أطيّر الطائرة الورقية واستطعت أن أغني.

En3-6-2-6

What could you do when you were three? I could walk. What could you do when you were four? I could run. What could you do when you were five? I could ride a bike. What could you do when you were six? I could swim.

ماذا استطعت أن تفعل عندما كنت في الثالثة من عمرك؟ استطعت المشي. ماذا استطعت أن تفعل عندما كنت في الرابعة؟ استطعت الركض. ماذا استطعت أن تفعل عندما كنت في الخامسة؟ استطعت ركوب الدراجة. ماذا استطعت أن تفعل عندما كنت في السادسة؟ استطعت السباحة.

En3-6-2-8

I could ride a horse. Could Alan swim fifty metres? They couldn't find the coins. Sally could run in a race.

أنا استطعت أن أركب الحصان. هل استطاع الان ان يسبح لمسافة خمسون مترا؟ لا يستطيعون إيجاد النقود. سالي لا تستطيع أن تركض في سباق.

En3-6-2-9

Tell me Gina, all about you?
When you were young, what
could you do? Could you read?
Could you swim? When I was
young, ten years ago I couldn't
read and I couldn't swim. But
I could run fast. And I could
always ride a bike.

أخبريني يا جينا كل شيء عنك،
عندما كنت صغيرة ماذا استطعت
أن تفعلي؟ هل استطعت القراءة؟
هل استطعت السباحة؟ عندما كنت
صغيرة منذ عشر سنوات لم أستطع
القراءة ولا السباحة. لكن استطعت
أن أركض بسرعة. واستطعت دائماً أن
أركب الدراجة.

En3-6-2-10

Smell -small -smart -smile
The smart boy smells the small
flower with a smile on his face.

يشم - صغير-ذكي - ابتسامة
يشم الولد الذكي الزهرة الصغيرة
وعلى وجهه ابتسامة.



Grade three Standards

Standards	Unit الوحدة	Lesson الدرس	المعايير
Listen and participate in short, simple guided exchanges using prior knowledge	1	2	الاستماع والمشاركة في تبادلات إرشادية قصيرة وبسيطة باستخدام المعرفة المسبقة
	2	1	
	2	2	
	3	1	
	5	1	
	6	2	
Pronounce English letters and some learned basic words correctly	1	1	نطق الحروف الإنجليزية وبعض الكلمات الأساسية المكتسبة بشكل صحيح
	2	2	
	3	1	
Speak in familiar situations using learned words and expressions	1	1	التحدث في المواقف المألوفة باستخدام الكلمات والتعبيرات المكتسبة.
	1	2	
	2	1	
	3	1	
	3	2	
	4	1	
	4	2	
5	2		
Pronounce diphthongs correctly	1	1	نطق حرفين صوتيين معاً بشكل صحيح
		2	

Understand basic words using simple reading strategies	1	1 2	فهم الكلمات الأساسية باستخدام استراتيجيات القراءة البسيطة
	2	1 2	
	3	1 2	
	5	1	
	6	1	
	Use picture clues to make predictions about the content of reading material	2	
3		1 2	
4		1 2	
6		2	
Understand basic words, short simple phrases and sentences using listening strategies	1	1 2	فهم الكلمات الأساسية والعبارات والجمل البسيطة القصيرة باستخدام استراتيجيات الاستماع
	2	2	
	3	1 2	
	4	1 2	
	5	1	
	6	1	

Match the correct picture that represents the new words when listening	1	1	مطابقة الصورة الصحيحة التي تمثل الكلمات الجديدة عند الاستماع
		2	
	2	2	
	3	1	
		2	
	4	1	
	2		
Connect illustrations (pictures, instructions) with basic written materials	5	1	ربط الرسوم التوضيحية (الصور والتعليمات) بالمواد المكتوبة الأساسية
		2	
Match basic learned words with their correct connections to show understanding	6	1	مطابقة الكلمات الأساسية التي تعلمتها مع روابطها الصحيحة لإظهار الفهم
	1	2	
	2	1	
Write capital and small letters, basic words, simple phrases and sentences correctly, legibly and neatly	3	1	كتابة الحروف الكبيرة والصغيرة، والكلمات الأساسية، والعبارات والجمل البسيطة بشكل صحيح ومقروء ودقيق
	1	1	
	2	1	
	3	1	
	5	1	
	2		
	6	2	

Draw a picture following simple listening strategies related to location	1	2	رسم صورة باتباع استراتيجيات استماع بسيطة تتعلق بالموقع
	2	1	
	3	2	
	4	1	
	5	2	
	6	1	
Order sentences following simple listening strategies related to location	2	2	ترتيب الجمل باتباع استراتيجيات استماع بسيطة تتعلق بالموقع
	3	1	
	4	2	
	5	1	
	6	2	
	6	1	



A
B C

