

كتاب اللغة الإنكليزية

الصف الرابع

منهاج التعلم التمكيني

Introduction

We are delighted to offer our English language book to learners as a powerful tool for learning.

This book has been designed to focus on fundamental skills, catering to those who may not have access to traditional classroom education or learning resources.

Our aim is to provide enriching information and engaging activities aligned with educational standards, which will help learners acquire valuable skills, knowledge, and values. These activities promote critical thinking, problem-solving, decision-making, and deduction methods, which are essential for solving real-life language use issues.

We believe that the English language is vital in our daily lives, and it is our mission to impart its importance to learners through lifelong learning experiences.

Authors

Book Icons



I manage my learning

Instructions about learning management. I can find it in the (How I Learn) manual.



Let's start

An introductory activity at the beginning of the unit encourages entry into the unit.



Keywords

Keywords for each lesson.



Duration

The time I need to study lessons and activities.



Activity Objective

The objective that I need to accomplish at the end of an activity.



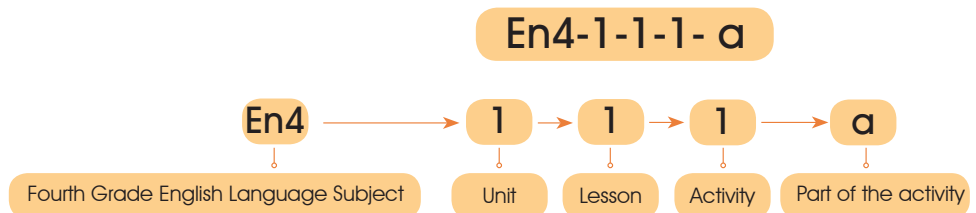
My tools

The tools I need to perform the activity.



Audio script

Listening to the corresponding audio of the activities I will do.



I check

Checking my answer after finishing the activity.



Standards

The standards which the lesson activities were built on.

Contents

Titles	page
Unit 1: Interests	8
Lesson 1: Hobbies	12
Lesson 2: Jobs	34
Unit 2: My Health	58
Lesson 1: Illnesses	62
Lesson 2: Healthy Habits	88
Unit 3: Lifestyle	116
Lesson 1: I like Sports	120
Lesson 2: Food	144
Unit 4: Places to Go	174
Lesson 1: Giving Directions	178
Lesson 2: A Trip	206
Unit 5: I Learn	232
Lesson 1: My Computer	236
Lesson 2: Subjects	268
Unit 6: What to Wear	294
Lesson 1: The Weather	298
Lesson 2: Clothes	318
Worksheet Solutions	350
Sound file scripts	364

Exploring the Book's Parts

1

Icons

A page to get to know the types of icons and their meanings.

6

Let's Go

A warm-up activity for the lesson.

2

Unit Opening

Title of the unit, its duration, and the importance of referring back to the guide (How do I learn?)

5

Lesson Opening

Title of the lesson, its keywords, duration, curriculum standards, and tools.

3

Unit lessons

Titles and expressive images of unit lessons.

4

Let's Start

A warm-up activity for the unit.

7

Activity 1 Subject Pronouns

Identifying the correct subjective pronoun pointing to the right person/thing when listening.

7 - 10 minutes

crayons pencil rubber

I Listen, repeat and point: End-1-1-1

Lesson Activity

Activities to master lesson skills and knowledge

12

How do I like to learn?

في نهاية الوحدة أصبح بإمكانك تحديد الطريقة التي ساعدتني أكثر في التعلم من خلال تلوين عدد من النجوم وفق ما يأتي.

ساعدتني كثيراً
ساعدتني
ساعدتني قليلاً

أنا أحب أن أتعلم؟

Head and circle:
a- The cakes (bake - touch) delicious.
b- The flowers (seed - sow) nice.
c- I can't (take - touch) the sky.
d- I can (see - smell) the moon.

أتعلم بطريقة المطابقة والوصل:

I listen, read and match:
bed dishes sofa

How I like to Learn

Identifying preferred learning strategies.

8

I Check

drawing playing chess

playing the piano watching TV

farming dancing

I check

Ensuring proper execution of each activity.

11

Unit 1 Worksheet: Interests

Write the names of the hobbies under the correct picture:

watching TV - reading - playing computer games - drawing
listening to music - playing football - surfing the net

Unit Worksheet

Additional exercises to build skills and connect the learning from the unit lessons.

لا تنسَ حلول أوراق العمل في نهاية الكتاب

9

Self-Assessment

اقرأ واكتب صح أو خطأ.

I am Rami. I like many things, but I prefer taking photos. It is my favourite hobby. I have a new camera. I always go to different places to take photos of wonderful things in nature. I often go with my parents. It is one of my small things like butterflies. I really like...

1- Rami prefers reading.
2- Rami has a new camera.
3- Rami never goes to different places.
4- Rami likes to take photos of butterflies.

2- I write sentences:

a- (always / cook)
b- (often / visit)
c- (sometimes / drink)

Lesson Self-Assessment

A test that covers the skills and knowledge of the lesson.

10

Lesson Summary

أنا أستطيع أن...

1. Identify the subject pronouns (I, He, She, It, We, They, You).

2. Use the simple present tense in complete sentences. (They always visit us. She sometimes reads stories).

3. Read a text and answer comprehension questions.

Lesson summary

Skills and knowledge acquired from the lesson.

Unit 1: Interests



6 - 7 hours

How Do I Learn?

Before you start this unit, go to the «How Do I Learn?» guide, to organize your time and weekly tasks.

This guide supports you to assess your learning and build your learning skills. You can use the guide while studying all the Empowered Learning Curriculum Subjects: English, Arabic, Mathematics and Science.



Unit Lessons

Lesson 1

Hobbies

الهوايات



Lesson 2

Jobs

المهن



Let's Start



Activity

The things I like

الأشياء التي أحبها



Expressing what I like to do.

التعبير عن الأشياء التي أحبُّ فعلها.



10 - 15 minutes



crayons



pencil



rubber


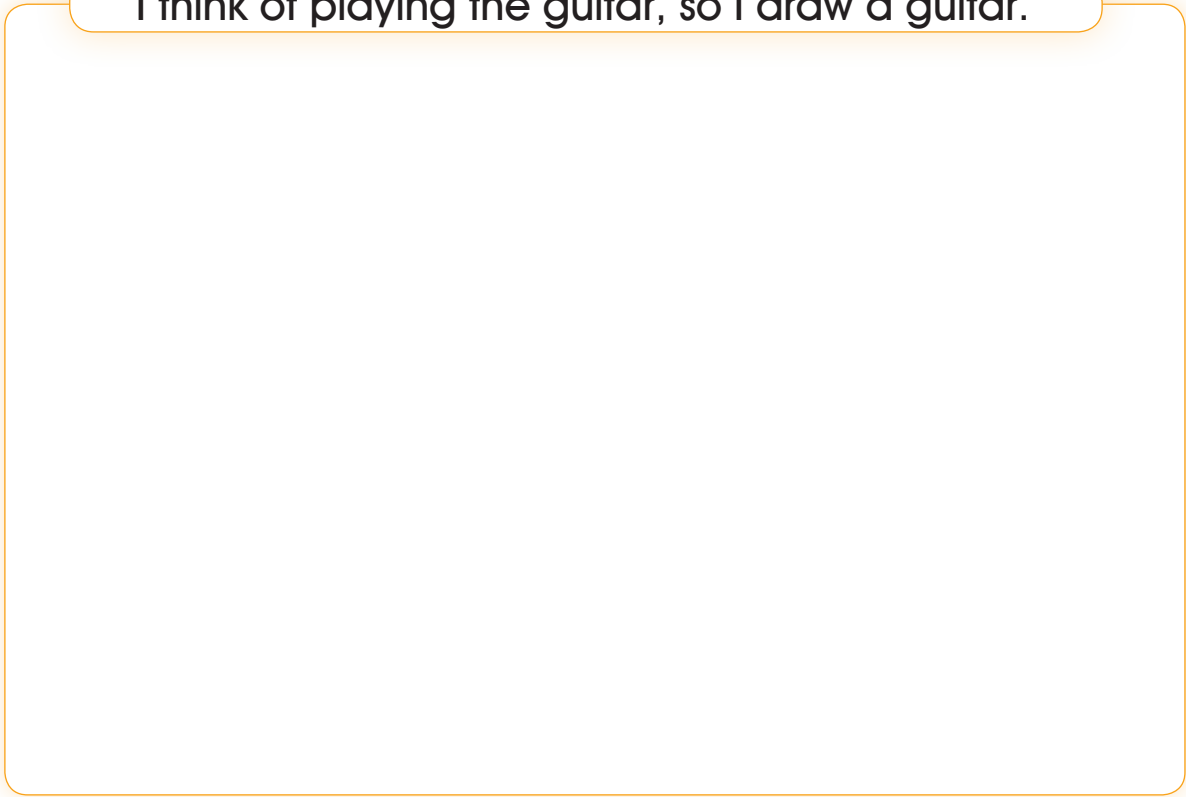


I think of some activities I like doing and I draw them:

أفكر ببعض الأنشطة التي أحبُّ فعلها وأرسمها:

I think of swimming, so I draw a pool or a sea.

I think of playing the guitar, so I draw a guitar.





dancing - playing chess - farming - playing the piano
playing football

الرّقص - لعب الشّطرنج - الفلاحة - عزف البيانو - لعب كرة القدم.



2.5 -3.5 hours



crayons



pencil



rubber



CD player



Let's Go



I match the pictures to the sentences then I write and draw my favourite activity:

أطابقُ الصُّور مع الجمل ثم أكتب وأرسم نشاطي المفضَّل:

They
She + He



She



I



She collects seashells.

I pick olives.

They hike.

I

Activity 1

Who Did That?

من قام بذلك؟



Identifying the subjective pronouns.

تمييز ضمائر الفاعل.



7 - 10 minutes



crayons



pencil



rubber



I Listen, repeat and point:

En4-1-1-1

أستمع، أكرّر وأشير:



I



He



She



It



We



They



You



Identifying different activities while listening.

تعرف نشاطات مختلفة عند الاستماع.



10 - 20 minutes



pencil



rubber



CD player



I Listen, repeat and point:

En4-1-1-2

أستمع، أكرّر وأشير:

drawing



playing chess



playing the piano



watching TV



farming



dancing






I Check

أتحقق من إجابتي



drawing



playing chess



playing the piano



watching TV



farming



dancing

Activity 3

What I like to do

ما أحبُّ فعله



Describing details of pictures while listening.

وصف تفاصيل صور أثناء الاستماع.



10 - 20 minutes



pencil



rubber



CD player



I Listen, repeat and match:

En4-1-1-3

أستمع، أكرّر وأطابق:

They play football.

We love playing chess.

I like farming.

He practises the piano every day.

She loves dancing.





I Check

أتحقق من إجابتي




They play football.




We love playing chess.



I like farming.



He practises the piano every day.



She loves dancing.

Activity 4

Adverbs of Frequency

ظروف التكرار



Recognising the adverb of frequency in the sentence.

تمييز ظرف التكرار في الجملة.



7 - 10 minutes



pencil



rubber



CD player



I Listen, and repeat the adverb of frequency:

En4-1-1-4

أستمع وأكرّر ظرف التكرار:

He always goes swimming in summer.

always

She usually listens to music in the morning.

usually

We often run every day.

often

They sometimes watch TV in the evening.

sometimes

I never play the piano at night.

never

Activity 5

Let's order

هيا نرتب



Structuring sentences.

تكوين جمل.



10 - 15 minutes



pencil



rubber



I reorder these sentences:

أعيد ترتيب هذه الكلمات لتكوين جملة:

- often - tennis - I - time - play - free - in - my
I often play tennis in my free time.

a- evening - usually - Rana - the - paints - in
.....

b- swimming - at - We - sometimes - weekend - go - the
.....



I Check

أتحقق من إجابتي

a- Rana usually paints in the evening.



b- We sometimes go swimming at the weekend.





Recognising the correct form of the present simple tense.

تمييز الشكل الصحيح للمضارع البسيط.



7 - 10 minutes



pencil rubber



I choose the correct form of the verb:

أختار الشكل المناسب للفعل:

- I usually (watch - watches) TV in the evening.

1- My father sometimes (help - helps) me with my homework.

2- Ruba often (listens - listen) to music in her bedroom.

3- We always (cook - cooks) in the afternoon.

4- My cat never (sleep - sleeps) alone.



I Check

أتحقّق من إجابتي

1- My father sometimes helps me with my homework.

2- Ruba often listens to music in her bedroom.

3- We always cook in the afternoon.

4- My cat never sleeps alone.

He - She - It = plays

I - We - They = play

Activity 7

Let's read

هيا نقرأ



Reading a text from left to right.

قراءة نصّ من اليسار إلى اليمين.



10 - 15 minutes



pencil



rubber



CD player



I listen and repeat:

En4-1-1-7

أستمع وأكرّر:

Maher loves running. He usually runs in the morning. He runs about 2 kilometers every day. Running makes him strong and fit. Sally likes reading. She always reads in the evening. She reads in her free time. She often reads adventure books.



Activity 8

I Read to Understand

أقرأ لأفهم



Understanding short, simple reading materials using reading strategies.

فهم موادّ قراءة قصيرة وبسيطة باستعمال إستراتيجيات القراءة.



15 - 20 minutes



pencil



rubber



CD player



I read and choose the correct answer:

En4-1-1-8

أقرأ وأختار الإجابة الصحيحة:

Maher loves running. He usually runs in the morning. He runs about 2 kilometers every day. Running makes him strong and fit. Sally likes reading. She always reads in the evening. She reads in her free time. She often reads adventure books.

1- Maher usually runs in the (morning - evening - afternoon).

2- Sally reads in (her free time - the morning - the afternoon).

3- Sally likes reading (history - adventure - science) books.



I Check

أتحقق من إجابتي

1- Maher usually runs in the morning.

2- Sally reads in her free time.

3- Sally likes reading adventure books.

Activity 9

Your Favourite Hobby

هوايتك المفضلة



Taking part in short, simple conversations on hobbies.

المشاركة في محادثات قصيرة وبسيطة عن الهوايات.



20 - 25 minutes



pencil



rubber




CD player



I listen and repeat:

En4-1-1-9

أسمع وأكرّر:



How often do you swim?

I swim once a week.



Do you do something else?

Yes, I sometimes play football.



Activity 10

Let's Chat

دعنا نتحدّث



Engaging in a conversation about hobbies.

المشاركة في محادثة عن الهوايات.



10 - 15 minutes



pencil rubber



I match the question with the suitable answer:

أطابقُ بين السؤال والجواب المناسب له:

- What is your favourite hobby?
- My favourite hobby is playing basketball.

1- Do you like playing basketball?

a- Yes, I usually draw.

2- How often do you do it?

b- Yes, I do.

3- Do you do something else?

c- I play twice a week.



I Check

أتحقّق من إجابتي

1- Do you like playing basketball? Yes, I do.

2- How often do you do it? I play twice a week.

3- Do you do something else? Yes, I usually draw.



Activity 11

My Hobbies Diary

مفكرة هواياتي



Writing short, simple sentences related to hobbies.

كتابة جمل قصيرة وبسيطة مرتبطة بالهوايات.



15 - 20 minutes



pencil



rubber



I complete the following sentences using the suitable verbs about hobbies:

أكمل الجمل الآتية باستعمال الأفعال المناسبة عن الهوايات:

- My sister usually **reads** short stories.

1- I often the guitar.

2- He always swimming.

3- They sometimes TV.



I Check

أتحقّق من إجابتي

1- I often play the guitar.

2- He always goes swimming.

3- They sometimes watch TV.



1- I Read and write True or False:

أقرأ وأكتب صح أو خطأ:

I am Rami. I like many things, but I prefer taking photos. It is my favourite hobby. I have a new camera. I always go to different places to take photos of wonderful things. I like taking photos of nature. I often go with my parents. It is amazing to take photos of small things like butterflies. I really like to do it in my free time.

1. Rami prefers reading.

2. Rami has a new camera.

3. Rami never goes to different places.

4. Rami likes to take photos of butterflies.

2- I write sentences:

أكتب جملاً:

a- (always / cook)

.....

b- (often / visit)

.....

c- (sometimes / drink)

.....



I Check

أتحقق من إجابتي

1- I Read and write True or False:

I am Rami. I like many things, but I prefer taking photos. It is my favourite hobby. I have a new camera. I always go to different places to take photos of wonderful things. I like taking photos of nature. I often go with my parents. It is amazing to take photos of small things like butterflies. I really like to do it in my free time.

1. Rami prefers taking photos.
2. Rami has a new camera.
3. Rami always goes to different places.
4. Rami likes to take photos of butterflies.

2- I write sentences:

Sample answers

a. (always / cook)

I always cook noodles for my friends on picnics.

b- (often / visit)




She often visits her relatives at the weekends.

c- (sometimes / drink)

My father sometimes drinks coffee in the morning.



I am able to أستطيع أن			
<p>1. Identify the subject pronouns (I, He, She, It, We, They, You). أحدّد ضمائر الفاعل (I, He, She, It, We, They, You)</p>			
<p>2. Use the simple present tense in correct sentences. (They always visit us. She sometimes reads stories). أستعمل المضارع البسيط في جمل صحيحة. دائماً ما يزوروننا. هي تقرأ القصص أحياناً).</p>			
<p>3. Read a text and answer comprehension questions. أقرأ نصّاً وأجيب عن أسئلة استيعابية.</p>			

<p>I am able to أستطيع أن</p>			
<p>4. Speak about hobbies. (My hobby is swimming). أحدّث عن الهوايات. (هوايتي هي السباحة).</p>			
<p>5. Answer questions related to a text أستطيع الإجابة عن أسئلة متعلقة بنصّ.</p>			
<p>6. Write sentences about my hobbies. أكتب جملاً عن هواياتي.</p>			
<p>7. Recognise the adverb of frequency in the sentence. We often run every day. I never play the piano at night. أميّز ظرف التكرار في الجملة. غالباً ما نجري كلّ يوم. لا أعزف أبداً البيانو مساءً.</p>			



doctor - nurse - hospital

طبيب - ممرض - مستشفى

teacher - school

مدرّس - مدرسة

artist - colours - paintings

فنان - ألوان - لوحات

policeman - police station

شرطيّ - مركز الشرطة

fireman - fire station

إطفائيّ - مركز الإطفاء

footballer - football pitch

لاعب كرة قدم - ملعب كرة القدم



2.5 -3.5 hours



crayons



pencil



rubber



CD player



Let's Go



I interview a family member about his or her job:

أجري مقابلة مع أحد أفراد عائلتي حول مهنته:

What is your job?

.....


Where do you work?

.....

.....

.....

.....



Activity 1

My Job

عملي



Recognising jobs and pronouns.

تمييز المهن والضمائر.



7 - 10 minutes



pencil



rubber



CD player



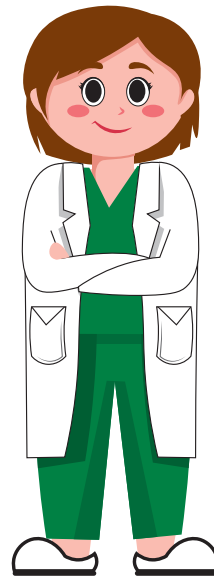
I listen, repeat and point:

En4-1-2-1


أستمع، أكرّر وأشير:



She is a teacher.



She is a doctor.



He is a policeman.



He is a fireman.



We are artists.



They are footballers.



He is a nurse.

Activity 2

My Workplace

مكان عملي



Identifying different work places from pictures.

تعرف أماكن مختلفة للعمل بواسطة الصور.



15 - 20 minutes



pencil



rubber



CD player



I listen and match:

En4-1-2-2

أستمع وأطابق:

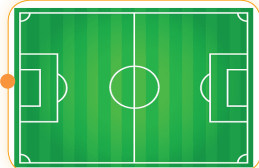
School

Hospital

Police station

Fire station

Football pitch





I Check

أتحقق من إجابتي

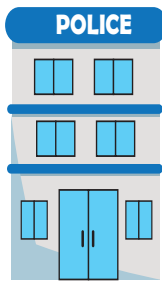
Hospital



School



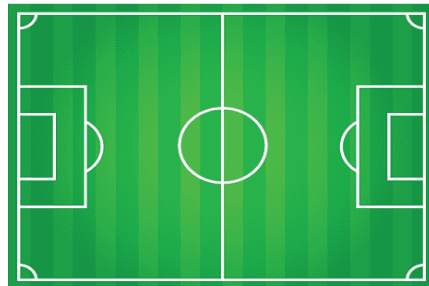
Police station



Fire station



Football pitch



Activity 3

Where Do You Work?

أين تعمل؟



Recognising work locations.

تمييز أماكن العمل.



15 - 20 minutes



pencil



rubber



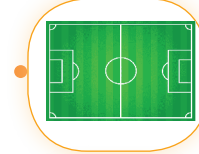
CD player



I listen and match:

En4-1-2-3

أستمع وأطابق:





I Check

أتحقق من إجابتي



I work in the school.



I am a teacher



She works in the hospital.



She is a doctor.



He works in the police station.



He is a policeman.



He works in the fire station.



He is a fireman.



They work on the football pitch. They are footballers.



He works in the hospital.



He is a nurse.

Activity 4

I Talk About My Job

أُتحدّث عن عملي



Recognising jobs, job locations and tasks.

تمييز المهن وأماكن العمل والمهمّات.



20 - 30 minutes



pencil



rubber



CD player



I listen, and repeat:

En4-1-2-4

أستمع وأكرّر:

- What is your job?

I am a teacher.

- Where do you work?

I work in the school.

- What do you do?

I teach students.



- What is her job?

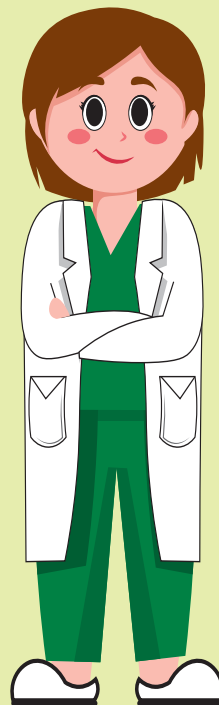
She is a doctor.

- Where does she work?

She works in the hospital.

- What does she do?

She helps sick people.



What is his job?

He is a policeman.

Where does he work?

He works at the police station.

What does he do?

He keeps us safe.



Activity 5

The Interview

المقابلة



Engaging in a conversation about jobs.

الانخراط في محادثة عن المهنة.



10 - 15 minutes



pencil



rubber



I match the questions to the answers:

أطابقُ بين الأسئلة والإجابات:

1- What is his job? He is a policeman.
- Where does the policeman work?

a- He works in the
police station.

2- What is his job? He's a fireman.
- What does the fireman do?

b- She draws
pictures.

3- He plays football very well.
- What is his job?

c- He puts out fires.

4- What is her job? She's an artist.
- What does she do?

d- He is
a footballer.



I Check

أتحقق من إجابتي

- What is his job? He's a fireman.
- What does the fireman do? He puts out fires.

- What's his job? he's a policeman.
- Where does the policeman work? he works in the police station.

- He plays football very well.
- What is his job? He is a footballer.

- What is her job? She's an artist.
- What does she do? She draws pictures.

Activity 6

I Can Read

أستطيع القراءة



Reading a text and answering comprehension questions.

قراءة نصّ والإجابة عن الأسئلة الاستيعابية.



10 - 15 minutes



pencil rubber



I read then tick (✓) or cross (X):

أقرأ ثم أضع إشارة صح أو خطأ:

I am a nurse. I help doctors. I take care of sick people and help them get well. I work in a hospital. I sometimes work in schools with kids.

- Nurses work in hospitals. (✓)
- 1- Nurses take care of sick animals. ()
- 2- They always work in schools. ()
- 3- They help doctors. ()



I Check

أتحقّق من إجابتي

- 1- Nurses take care of sick animals. (X)
- 2- They always work in schools. (X)
- 3- They help doctors. (✓)

Activity 7

Let's Order

هيا نرتب



Structuring sentences.

تكوين جمل.



15 - 20 minutes



pencil



rubber



In order:

أرتب:

- a / Nadia / teacher / is
Nadia is a teacher.

1- job / What / father's / your / is / ?

.....

2- is / job / your / What / ?

.....

3- artist / is / an / Tom

.....



I Check

أتحقق من إجابتي

1- job / What / father's / your / is / ?
- What is your father's job?

2- is / job / your / What / ?
- What is your job?

3- artist / is / an / Tom
- Tom is an artist.

Activity 8

What Do You Do?

ماذا تعمل؟



Writing about jobs.

الكتابة عن المهنة.



15 - 20 minutes



pencil



rubber



I complete the following sentences:

أكمل الجمل الآتية:

- My brother is a policeman. He works at the police station. He keeps the safety.
- 1- Rana is a doctor. She
- She
- 2- My cousin is a fireman. He
- He
- 3- My uncle is a teacher. He
- He



I Check

أتحقق من إجابتي

Sample answers

- 1- Rana is a doctor. She works in the hospital.
She helps sick people.
- 2- My cousin is a fireman.
He works in the fire station. He saves people's lives.
- 3- My uncle is a teacher. He works in the school.
He teaches students.



1- I fill the table:

أملأ الجدول:

	help	work in
doctors		
teachers		
firemen		

2- Who says that?

من يقول؟

1- Open your mouth and say AAAHHH please.

.....

2- You are a good student.

.....

3- I need some colours for my paintings.

.....

4- Let's hurry! We must put out the fire.

.....



I Check

أتحقق من إجابتي

1- I fill the table:

	help	work in
doctors	sick people	hospitals
teachers	students	schools
firemen	people	fire stations

2- Who says that?

1- Open your mouth and tell you to say "Ah".

The doctor.

2- You are a good student.

The teacher.

3- I need some colours for my paintings .

The artist.

4- Let's hurry! We must put out the fire.

The fireman.



Lesson Summary الخص درسي



(15-20) minutes


I am able to أستطيع أن			
1. Identify the subject pronouns. (I, we, he, she, it, they, you). أحدّد ضمائر الفاعل. (I, we, he, she, it, they, you)			
2. Use the simple present tense in correct sentences. (I drink milk every morning). أستعمل زمن المضارع البسيط في جمل صحيحة. (أشرب الحليب كلّ صباح).			
3. Recognise jobs. (teacher - doctor- policeman - fireman artists - footballers - nurse) أميّز المهنة. (معلّمة - طبيبة - شرطيّ - إطفائيّ - فنّانون - لاعبو كرة قدم - ممرّض)			
4. Identify different places of work. (school - hospital - police station fire station - house - football pitch) أتعرّف أماكن مختلفة للعمل. (مدرسة - مستشفى - مركز الشرطة مركز الإطفاء - المنزل - ملعب كرة القدم)			

<p>I am able to أستطيع أن</p>			
<p>5. Read a text and answer comprehension questions. أقرأ نصّاً وأجيب عن أسئلة استيعابية.</p>			
<p>6. Speak about jobs. أتحدّث عن المهنة.</p>			
<p>7. Write sentences about jobs. (I am a doctor. I treat sick people. I work in a hospital). أكتب جملاً عن المهنة. (أنا طبيب. أعالج المرضى. أعمل في المستشفى).</p>			

Unit 1 Worksheet: Interests

1- Write the names of the hobbies under the pictures:

watching TV - reading - playing computer games - drawing
listening to music - playing football - surfing the net



.....



.....



.....



.....



.....



.....



2- What is your favourite hobby?

I like

I don't like

3- Choose the correct answer:

1. What does an artist do?
 - a. He saves people's lives.
 - b. He teaches students.
 - c. He draws pictures.

2. Where do doctors work?
 - a. They work in hospitals.
 - b. They work in schools.
 - c. They work at home.

3. What do you do?
 - a. I'm a teacher.
 - b. I'm a student.
 - c. I'm a footballer.

How do I like to learn?


في نهاية الوحدة أصبح بإمكانني تحديد الطريقة التي ساعدتني أكثر في التعلّم من خلال تلوين عدد من النجوم وفق ما يأتي:



أتعلم بطريقة الاختيار من متعدّد: 

- I choose the correct form of the verb:

- 1 - I usually (watch - watches) TV in the evening.
- 2- Ruba often (listens - listen) to music in her bedroom
- 3- We always (cook - cooks) in the afternoon.

أتعلم بطريقة المطابقة والوصل: 

- I listen, match and say:

School

Fire station

Hospital



أَتَعَلَّم بِطَرِيقَةِ التَّرْتِيبِ: ☆☆☆

- I order:


1- job / What / father's / your / is / ?
- What is your father's job?

أَتَعَلَّم بِطَرِيقَةِ سَمَاعٍ وَتَكَرَّارِ الإِجَابَةِ: ☆☆☆

- I listen and repeat:

Maher loves running. He usually runs in the morning. He runs about 2 kilometers every day. Running makes him strong and fit. Sally likes reading. She always reads in the evening. She reads in her free time. She often reads adventure books.

Unit 2: My Health



3.30- 4 hours

How Do I Learn?

Before you start this unit, go to the «How Do I Learn?» guide, to organize your time and weekly tasks.

This guide supports you to assess your learning and build your learning skills. You can use the guide while studying all the Empowered Learning Curriculum Subjects: English, Arabic, Mathematics and Science.



Unit Lessons

Lesson 1

Illnesses

الأمراض



Lesson 2

Healthy Habits

عادات صحّية



Let's Start



Activity

I Take Care of My Self

أهتّم بنفسي



Recognising good habits.

تعرفّ العادات الجيّدة.



7 - 10 minutes



pencil




rubber



I read and tick:

أقرأ وأضع إشارة:

Habits		
I play with my friends.	<input checked="" type="checkbox"/>	<input type="checkbox"/>
We don't have breakfast.	<input type="checkbox"/>	<input checked="" type="checkbox"/>
I go swimming.	<input type="checkbox"/>	<input type="checkbox"/>
We visit our grandparents.	<input type="checkbox"/>	<input type="checkbox"/>
I watch TV all day.	<input type="checkbox"/>	<input type="checkbox"/>

Habits		
I don't eat fruits.		
I walk in the park.		
I eat a lot of sugar.		
I read a book.		



I Check

أتحقق من إجابتي



I go swimming.

We visit our grandparents.

I walk in the park.

I read a book.



I watch TV all day.

I don't eat fruits.

I eat a lot of sugar.



- Toothache/ earache/ stomachache/ headache
sore throat
- cough/ sneeze/ have a temperature
- feel sick/ dizzy
- see a doctor /take a medicine /eat a lot of food /
stay at home

وجع الأسنان / وجع الأذن / آلام المعدة / الصداع

ألم الحلق

السعال / العطاس / ارتفاع درجة الحرارة

تشعر بالمرض / بالدوار

راجع الطبيب / تناول الدواء / تناول الكثير من الطعام / ابقَ في المنزل



4 -5 hours



crayons



pencil



rubber



CD player



Let's Go

 I color the kids that look sick:

ألون صور الأطفال الذين يشعرون بالمرض:



Activity 1

My Body

جسمي



Recognising some body parts.

تعرف بعض أجزاء الجسم.



7 - 10 minutes



pencil / rubber



I look, read and match:

أتمن، أقرأ وأطابق:


head

hand

throat

leg

stomach



eye

ear

nose

tooth

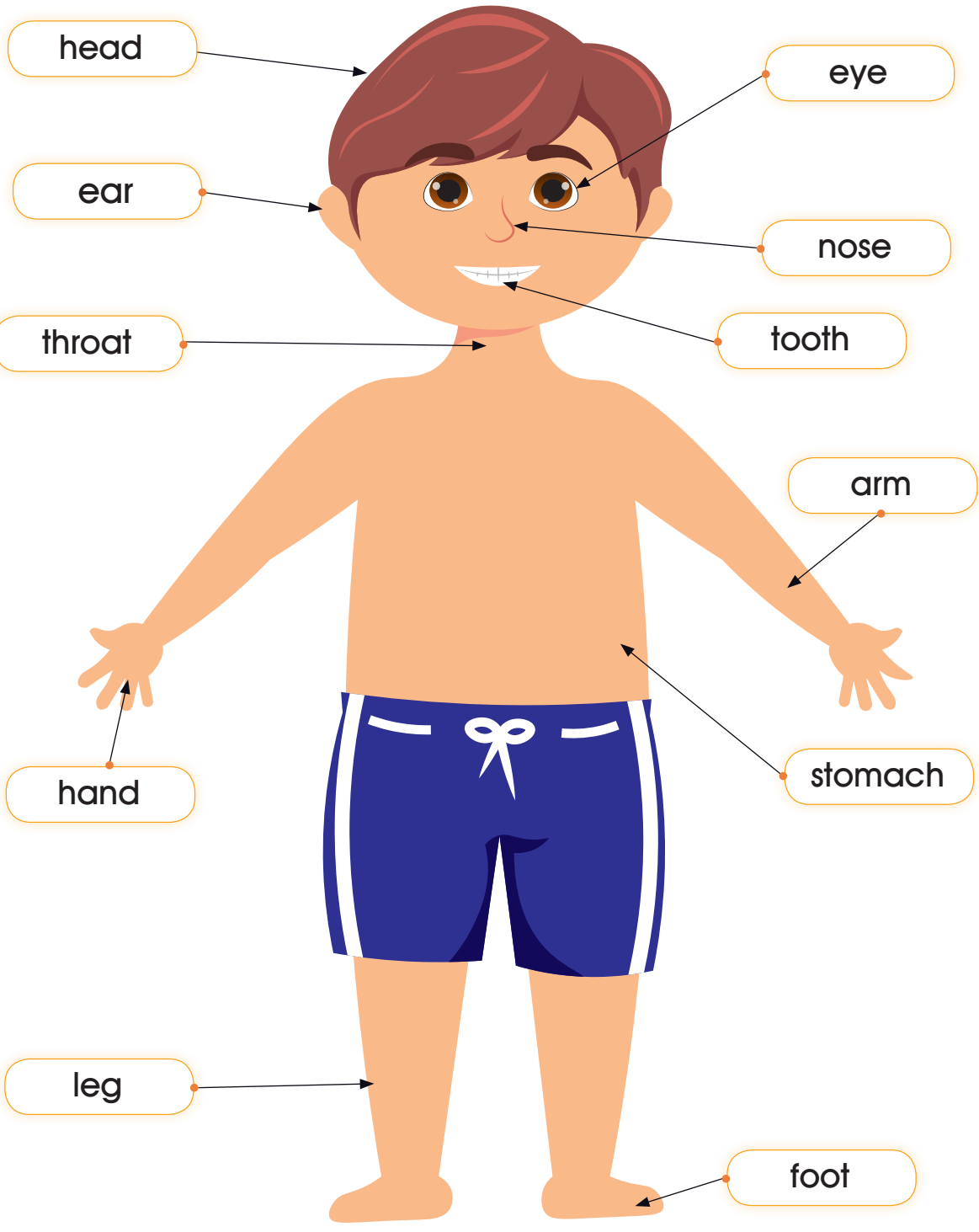
arm

foot



I Check

أتحقق من إجابتي



Activity 2

I am ill

أنا مريض



Recognising words of illnesses.

تعرف كلمات الأمراض.



10 - 13 minutes



pencil



rubber



CD player



I listen and number:

En4-2-1-2

أستمع وأضع رقماً:

I feel dizzy.

1



I've got a stomachache.

.....



I've got an earache.

.....



I've got a temperature.

.....



I've got a toothache.

.....



I've got a sore throat.

.....



I Check

أتحقق من إجابتي

1- I feel dizzy.



2- I've got a sore throat.



3- I've got a toothache.



4- I've got a temperature.



5- I've got a stomachache.



6- I've got an earache.



Activity 3

How Do You feel?

كيف تشعر؟



Recognising words describing illnesses.

تعرف كلمات تصف الأمراض.



7 - 10 minutes



pencil rubber



I look, read and match:

أتمن، أقرأ وأطابق:

She feels sick.



I feel dizzy.



He's got a temperature.



He's got a sore throat.



I've got an earache.





I Check

أتحقق من إجابتي

She feels sick.



I feel dizzy.



He's got a temperature.



He's got a sore throat.



I've got an earache.



Activity 4

What Should You Do?

ماذا يجب أن تفعل؟



Identifying what (should - shouldn't) be done.

التّمييز بين ما ينبغي أو لا ينبغي فعله.



13 - 15 minutes



pencil



rubber



I read and fill in the spaces with (should - shouldn't) :

أقرأ وأملأ الفراغات باستعمال (يجب أو لا يجب):

- Zein has got a toothache. He **should** go to the dentist.

1- I've got a toothache. I go to the dentist.

2- She feels sick. She eat now.

3- He's got a temperature. He stay at home.

4- I've got a cough. I take a medicine.

5- Rami is ill. He has a cold. He cough near other people.



I Check

أتحقق من إجابتي

- 1- I've got a toothache. I **should** go to the dentist.
- 2- She feels sick. She **shouldn't** eat now.
- 3- He's got a temperature. He **should** stay at home.
- 4- I've got a cough. I **should** take a medicine.
- 5- Rami is ill. He has a cold. He **shouldn't** cough near other people.



Activity 5

Let's Listen

هيا نستمع



Recognising words when listening.

تمييز الكلمات عند الاستماع.



10 - 15 minutes



pencil



rubber



CD player



I listen and choose:

En4-2-1-5

أستمع وأختار:

It's bad to have a (cold/ temperature). You get a high temperature and a (stomachache/ headache). Usually, you sneeze and cough. Don't forget to use tissues. You also feel (dizzy/ very tired), so it is better to (stay at home/ take medicine) and sleep well. You should also (eat/ have hot drinks).



I Check

أتحقق من إجابتي

It's bad to have a **cold**. You get a high temperature and a **headache**. Usually, you sneeze and cough. Don't forget to use tissues. You also feel **very tired**, so it is better to **stay at home** and sleep well. You should also **have hot drinks**.





Giving advice.

إعطاء نصيحة.



7 - 10 minutes



pencil rubber



I read and choose:

أقرأ وأختار:

- Sandra is ill. She should (have hot drinks - go on a picnic).
- 1- She has got a high temperature. She should (play outside - take a medicine).
- 2- He has got a headache. He should (sleep well - watch TV).
- 3- You have got a toothache. You shouldn't (brush your teeth - eat sweets).
- 4- She feels sick. She shouldn't (eat now - stay in bed).
- 5- I have a cold. I should (have a shower - see a doctor).



I Check

أتحقق من إجابتي

- Sandra is ill. She should **have hot drinks**.
- 1- She has got a high temperature. She should **take a medicine**.
- 2- He has got a headache. He should **sleep well**.
- 3- You have got a toothache. You shouldn't **eat sweets**.
- 4- She feels sick. She shouldn't **eat now**.
- 5- I have a cold. I should **see a doctor**.



Recognising the proper use of (Has - Have).

تمييز الاستعمال الصحيح بين Has و Have.



7 - 10 minutes



pencil rubber



I read and choose:

أقرأ وأختار:

- Zein (has/ have) got a toothache and I (has / have) got a stomachache.

1- Julie and Rama (has/ have) got a cold.

2- Fadi (has/ have) got a headache.

3- I (has/ have) got an earache.

4- We (has/ have) got a temperature.

5- Lana (has/ have) got a toothache. She should see a dentist.



I Check

أتحقق من إجابتي

- Zein **has** got a toothache and I **have** got a stomachache.

1- Julie and Rama **have** got a cold.

2- Fadi **has** got a headache.

3- I **have** got an earache.

4- We **have** got a temperature.

5- Lana **has** got a toothache. She should see a dentist.

I - We - They - You → Have

He - She - It → Has

Activity 8

How Do I Feel?

كيف أشعر؟



Describing illnesses.

وصف الأمراض.



10 - 15 minutes



pencil rubber



I read and fill in with the words from the list:

أقرأ وأملأ الفراغات بالكلمات من القائمة:

have - medicine - feel - home - temperature - should

I'm Lily, I (1) **feel** ill today. I have a headache and a (2) I think I (3) a bad cold. I want to get better, so I (4) take a (5) and stay (6)



I Check

أتحقّق من إجابتي

I'm Lily, I (1) **feel** ill today. I have a headache and a (2) **temperature**. I think I (3) **have** a bad cold. I want to get better, so I (4) **should** take a (5) **medicine** and stay (6) **home**.

Activity 9

I am Ill Today

أنا مريض اليوم



Engaging in a conversation about illnesses.

الاشتراك بمحادثة عن الأمراض.



7 - 10 minutes



pencil rubber



I read and complete:

أقرأ وأكمل:

- Hello, I am **Nada**. I feel ill today.
- I feel today.
- I have and
- I should.....



I Check

أتحقق من إجابتي

Sample Answers

- I feel (dizzy- tired - bad - sick) today.
- I have (a cough and a temperature - a toothache - a stomachache - a cold - a headache)
- I should (drink liquids - stay in bed - go to the doctor - take medicine - sleep well).

Activity 10

Is It Pronounced?

هل يُلفظ؟



Identifying silent letters.

تعرف الأحرف الصامتة.



7 - 10 minutes



pencil



rubber



CD player











I listen and do as required:

En4-2-1-10

أستمع وأفعل ما هو مطلوب:



Group 1	Group 2		
Comb 	Cab 	I colour the last letter.....	I write the last letter.....
Knee 	Kick 	I colour the first letter	I write the first letter.....
Knife 	Kite 	I colour the first letter	I write the first letter.....
Write 	Wow 	I colour the first letter	I write the first letter.....



I Check

أتحقق من إجابتي



Group 1	Group 2	
Comb 	Cab 	Last letter is b b in comb is silent
Knee 	Kick 	First letter is k k in knee is silent
Knife 	Kite 	First letter is k k in knife is silent
Write 	Wow 	First letter is w w in write is silent



1- I read and order:

أقرأ وأرتب:

Alex: I feel dizzy; I've got a headache.

Doctor: What's the matter, Alex?

Alex: I will. Thank you.

Doctor: Don't worry, Take this medicine.
You should stay at home.

2- I read and match:

أنظر وأطابق:

1. What's the matter,
Mary?

a. You should take a
medicine.

2. I've got a cough.

b. I feel ill; I've got
a sore throat.

3. Mira has got
a stomachache.

c. You should use
tissues.

4. When you have
a cold,

d. She shouldn't eat
now.



3- I listen and circle the silent letter:

En4-2-1-Lesson Self-Assessment 3

أستمع وأضع دائرة حول الحرف الصامت:



ghost



island




flight



wrist



comb



whale



knee



anchor



knife



scissors



I Check

أتحقّق من إجابتي

1- I read and order:

Doctor: What's the matter, Alex?

1

Alex: I feel dizzy; I've got a headache.

2

Doctor: Don't worry, Take this medicine.
You should stay at home.

3

Alex: I will. Thank you.

4

2- I read and match:

1- What's the matter, Mary?
b- I feel ill, I've got a sore throat.

2- I've got a headache.
a- You should take a medicine.

3- Mira has got a stomachache.
d- She shouldn't eat now.

4- When you have a cold,
c -You should use tissues.




3- I listen and circle the silent letter:

En4-2-1-Lesson Self-Assessment 3



gh**o**st



is**l**and




fl**i**ght



w**r**ist



co**m**b




w**h**ale




k**n**ee



an**ch**or



kn**i**fe



sc**i**ssors






Lesson Summary الخص درسي



(15-20) minutes

I am able to أستطيع أن			
<p>1. Recognise the illnesses: (headache - stomachache - cold - sore throat).</p> <p>أتعرف الأمراض: (صداع - ألم في المعدة - زكام - التهاب حلق).</p>			
<p>2. Talk about illnesses. (I have got a headache. I should stay at home).</p> <p>أحدث عن الأمراض. (عندي صداع. يجب أن أبقى في المنزل).</p>			
<p>3. Talk about what I should or shouldn't do. (I have got a temperature. I shouldn't play outside).</p> <p>أحدث عما ينبغي لي أو لا ينبغي أن أفعله. (حرارتي مرتفعة. لا ينبغي لي أن أعب في الخارج).</p>			

<p>I am able to أستطيع أن</p>			
<p>4. Say what illnesses my friends and I have. (She has got a cold. He has got a stomachache).</p> <p>أذكرُ الأمراضَ التي أعاني منها أنا وأصدقائي. (هي تعاني من الرُّكام. هو يعاني من آلام في المعدة).</p>			
<p>5. Identify the silent letters in words. (ghost - write - like - knife).</p> <p>أحدّد الحروف الصّامتة في الكلمات. (h - w/e - e - k/e)</p>			



fresh fruits and vegetables

فواكه وخضروات طازجة

sleep well

ينام جيداً

wash hands

يغسل اليدين

brush teeth

ينظف الأسنان

healthy/ unhealthy

صحيّ / غير صحيّ



4 -5 hours



crayons



pencil



rubber



CD player

















Let's Go



I read and circle:

أقرأ وأرسم دائرة:

I did not do it	I did it	My daily activities
		<p>I wake up early.</p> 
		<p>I study.</p> 
		<p>I sit with my family.</p> 
		<p>I learn something new.</p> 
		<p>I sleep early.</p> 
		<p>I do an activity I like.</p> 

Activity 1

Healthy Habits

عادات صحّية



Recognising healthy habits.

تعرّف العادات الصّحيّة.



7 - 10 minutes



pencil



rubber



CD player



I listen and choose:

En4-2-2-1

أستمع وأختار:

- a. help old people.
- b. play with friends.

- 1- a. help at home.
- b. brush teeth.

- 2- a. wash hands.
- b. exercise.

- 3- a. drink water.
b. read books.

- 4- a. eat fresh fruits and vegetables.
b. sleep well.



I Check

أتحقق من إجابتي

- 1- a. help at home.
2- b. exercise.
3- a. drink water.
4- b. sleep well.



Identifying healthy habits.

تعرف العادات الصحيّة.



10 - 13 minutes



pencil rubber



I read and match:

أقرأ وأطابق:

1- He walks in the park.
It is healthy.



2- She watches TV all day.
It is unhealthy.



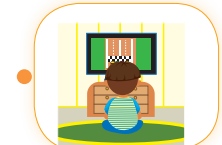
3- We eat fruits and vegetables.
It is healthy.



4- They do sport. It is healthy



5- She eats lots of sweets and
chocolate. It is unhealthy.



6- They help at home. It is healthy.






I Check

أتحقق من إجابتي



1- He walks in the park.
It is healthy.



2- She watches TV all day.
It is unhealthy.



3- We eat fruits and vegetables.
It is healthy.



4- They do sport.
It is healthy.



5- She eats lots of sweets and
chocolate. It is unhealthy.



6- They help at home.
It is healthy.

Activity 3

Healthy and Unhealthy

صحيّ وغير صحيّ



Classifying healthy and unhealthy habits.

تصنيف العادات الصحيّة وغير الصحيّة.



7 - 10 minutes



pencil rubber



I read and classify:

أقرأ وأصنّف:



- I brush my teeth.



- I go to bed at 11.00.



1- He eats lots of sweets.



2- We walk in the park.



3- They do sport every day.



4- I watch TV all day.



5- She eats fruits and vegetables.

 Healthy	 Unhealthy
I brush my teeth.	I go to bed at 11:00.



I Check

أتحقق من إجابتي



Healthy:

- 2- We walk in the park.
- 3- They do sport every day.
- 5- She eats fruits and vegetables



Unhealthy:

- 1- He eats lots of sweets.
- 4- I watch TV all day.

Activity 4

Let's Listen

هيا نستمع



Recognising sentences while listening.

تعرف الجمل أثناء الاستماع.



13 - 15 minutes



pencil



rubber



CD player



I listen and order:

En4-2-2-4

أستمع وأرتب:

1

- What healthy habits do you have?

- I go to bed at 11:00.

- I should go to bed earlier.

- I drink a lot of water.

- What time do you go to bed?

- It's unhealthy.



I Check

أتحقق من إجابتي

1- What healthy habits do you have?

2- I drink a lot of water.

3- What time do you go to bed?

4- I go to bed at 11:00.

5- It's unhealthy.

6- I should go to bed earlier.



Classifying healthy and unhealthy habits.

تصنيف العادات الصحيّة وغير الصحيّة.



15 - 20 minutes



pencil rubber



I read and fill in the table:

أقرأ وأملأ الجدول:

Tony goes to bed late and wakes up early. He drinks milk for breakfast. He eats fresh fruits and vegetables but he never walks in the park with his family.

Rita wakes up at 6:30 every morning. She doesn't have breakfast. She walks to school every day but she eats lots of sweets and chocolate. Rita always plays computer games for five hours.

	Healthy habits	Unhealthy habits
Tony's		
Rita's		



I Check

أتحقق من إجابتي

Tony's

healthy habits: wakes up early - drinks milk - eats fresh fruits and vegetables

unhealthy habits: goes to bed late - never walks in the park

Rita's

healthy habits: wakes up at 6:30 a.m. - walks to school.

unhealthy habits: doesn't have breakfast eats lots of sweets and chocolate - plays computer games for five hours.

Activity 6

Let's learn

هيا نتعلم



Distinguishing between should and shouldn't.

التمييز بين يجب ولا يجب.



7 - 10 minutes



pencil / rubber



I read and match:

أقرأ وأطابق:

I am not fit.

I have a stomachache

I am hungry!

She is tired.

I have a test.

They are sick.

He is thirsty.

She shouldn't go to bed late

He should drink water.

You should do sport.

You should eat a sandwich.

You should study.

You shouldn't eat too many cakes.

They shouldn't eat too much.



I Check

أتحقق من إجابتي

- I am not fit.
- You should do sport.

- I have a stomachache.
- You shouldn't eat too many cakes.

- I am hungry!
- You should eat a sandwich.

- She is tired.
- She shouldn't go to bed late.

- I have a test.
- You should study.

- They are sick.
- They shouldn't eat too much.

- He is thirsty.
- He should drink water.

Activity 7

Should or shouldn't

ينبغي أو لا ينبغي



Identifying dos and don'ts about healthy lifestyle.

التمييز بين ما ينبغي أو ما لا ينبغي لي فعله للحصول على حياة صحيّة.



7 - 10 minutes



pencil rubber



I choose (should or shouldn't):

أختار (ينبغي أو لا ينبغي):

- He / She (should/ shouldn't) have healthy habits. 👍

- They (should/ shouldn't) eat many sweets. It's unhealthy. 👎

1- You (should/ shouldn't) eat healthy food. 👍

2- You (should/ shouldn't) listen to the teacher. 👍

3- You (should/ shouldn't) go to bed late. 👎

4- You (should/ shouldn't) watch TV all day. 👎


5- You (should/ shouldn't) help old people. 👍



I Check

أتحقق من إجابتي

- He / She **should** have healthy habits. 

- They **shouldn't** eat many sweets. It's unhealthy. 

1- You **should** eat healthy food. 

2- You **should** listen to the teacher. 

3- You **shouldn't** go to bed late. 

4- You **shouldn't** watch TV all day. 

5- You **should** help old people. 

Activity 8

Let's talk about healthy life نتحدّث عن الحياة الصّحيّة



Describing healthy habits.

وصف العادات الصّحيّة.



10 - 15 minutes



pencil rubber



I read and fill in with the words:

أقرأ وأملاً الفراغات بالكلمات:

fresh fruits - habits - drinks - friends - sport - healthy

Lina is from Syria. Her life is **healthy**.

Lina loves She plays basketball with her

Lina water and eats and vegetables.

She's got healthy



I Check

أتحقّق من إجابتي

Lina loves **sport**. She plays basketball with her **friends**.

Lina **drinks** water and eats **fresh fruits** and vegetables.

She's got healthy **habits**

Activity 9

I have healthy habits

لديّ عادات صحيّة



Engaging in a conversation about healthy habits.

التحدّث عن عاداتي الصحيّة.



10 - 15 minutes



pencil

rubber



I write about my healthy habits:

أكتب عن عاداتي الصحيّة:

- I have healthy habits.
- Every morning I wake up early.
- Every morning I
- I eat /drink
- I play/ do
- I should sleep
- I shouldn't



I Check

أتحقق من إجابتي

Sample answers

I drink milk / have breakfast / eat well.

I play sport / walk / run.

I should sleep for eight hours.

I shouldn't eat too much sugar.

Activity 10

Written but not Pronounced

يُكتب ولا يُلفظ



Recognising silent letter b.

تعرف الحرف الصامت b.



13 - 15 minutes



pencil



rubber



CD player



I listen and repeat:

En4-2-2-10

أستمع وأكرر:

He **climb**ed the mountain.

It's common to eat **lambb** for dinner.

Combb your hair after having a shower.

I cut my **thumbb**. It really hurts.



1- I read and complete from the box:

أقرأ وأكمل من الصندوق:

put on jackets/ eat much food/ eat it/ see a doctor/ go to bed

- 1- Rani is sick. He shouldn't
- 2- You are sleepy. You should
- 3- Emma is not well. She should
- 4- It's really cold here. We should
- 5- This soup is still hot. You shouldn't

2- I read and match:

أقرأ وأطابق:

1- What healthy habits do you have?

2- What time do you go to bed?

3- What sports do you play?

4- What should you do?

a- I go to bed at 9 p.m.

b- I play basketball with my friends.

c- I should drink lots of water.

d- I eat fresh fruits and vegetables.

3- I read and order:

أقرأ وأرتب:

to/ late/ go/ shouldn't /bed/ You. is/ unhealthy /It.

.....

hands/ wash/ You/ your/ should/. healthy/ It's.

.....



I Check

أتحقق من إجابتي

1- I read and complete from the box:

put on jackets/ eat much food/ eat it/ see a doctor/ go to bed

- 1- Rani is sick. He shouldn't eat much food.
- 2- You are sleepy. You should go to bed.
- 3- Emma is not well. She should see a doctor.
- 4- It's really cold here. We should put on jackets.
- 5- This soup is still hot. You shouldn't eat it.

2- I read and match:

1- What healthy habits do you have?

2- What time do you go to bed?

3- What sports do you play?

4- What should you do?

d- I eat fresh fruits and vegetables.

a- I go to bed at 9 p.m.

b- I play basketball with my friends.

c- I should drink lots of water.

3- I read and order:

to/ late/ go/ shouldn't /bed/ You. Is/ unhealthy /It.

- You shouldn't go to bed late. It's unhealthy.

hands/ wash/ You/ your/ should/. healthy/ It's.

- You should wash your hands. It's healthy.



Lesson Summary ألخص درسي



(15-20) minutes

I am able to أستطيع أن			
<p>1. Recognise the healthy habits. (I sleep well. I drink a lot of water. I do sports.)</p> <p>أَمَيِّز العادات الصَّحِيَّة (أناَمْ جيِّداً - أَشْرَب الكَثِيْرَ من الماء - أمارسُ الرِياضَةَ).</p>			
<p>2. Talk about healthy habits. (I go to bed early.)</p> <p>أَتحدَّث عن العادات الصَّحِيَّة. (أناَمْ باكراً).</p>			
<p>3. Talk about what I should or shouldn't do to stay healthy. (I should eat fresh fruits to stay healthy). (I shouldn't go to bed late)</p> <p>أَتحدَّث عمَّا يجب أن أفعله وما يجب ألا أفعله؛ لأحافظ على صحتي. (عليّ تناول الفواكه الطازجة؛ لأبقى بصحة جيِّدة) (يجب ألا أناَمْ متأخراً).</p>			

<p>I am able to أستطيع أن</p>			
<p>4. Say what healthy habits my friends and I have. (I play basketball with my friends). أذكر العادات الصّحيّة التي أمارسها أنا وأصدقائي. (ألعب كرة السّلة مع أصدقائي).</p>			
<p>5. Identify the silent letters b / s / gh / h / w / k / c in words. comb - island - flight - ghost - wrist - knee - scissors b / s / gh / h / w / k / c أتعرّف على الأحرف الصامتة في الكلمات.</p>			



3- I read and fill in the spaces with these verbs:
exercise - get - eat - go:

I am healthy			
for a healthy body.	for a healthy mind.	for a healthy heart.	for a healthy body, mind and heart!
I a good breakfast, lunch and dinner.	I to school.	I	I enough sleep at night.

4- I read and give advice:

1- I have an exam tomorrow.

You should

2- I need to lose weight.

You should

3- It's really cold here.

You should

4- Nader is sick.

He should

How do I like to learn?

في نهاية الوحدة أصبح بإمكانني تحديد الطريقة التي ساعدتني أكثر في التعلّم من خلال تلوين عدد من النجوم وفق ما يأتي:



أَتعلّم بطريقة الاختيار من متعدّد: ☆☆☆

- I listen and choose the right answer:

He kicked the ball.



أَتعلّم بطريقة المطابقة والوصل: ☆☆☆

- I listen, match and say:

I am not fit.

I have a stomachache

You should do sport.

You shouldn't eat too many cakes.

أَتَعَلَّمُ بِطَرِيقَةِ كِتَابَةِ الإِجَابَةِ: ☆☆☆

- I write about my healthy habits:

I drink milk / have breakfast / eat well.

I play sport / walk / run.

I should sleep for eight hours.

I shouldn't eat too much sugar.

أَتَعَلَّمُ بِطَرِيقَةِ سَمَاعٍ وَتَكَرَّرِ الإِجَابَةِ: ☆☆☆

- I listen and repeat:

1- What did Dan do yesterday?

Dan dived in the sea.



Unit 3: Lifestyle



7- 8 hours

How Do I Learn?

Before you start this unit, go to the «How Do I Learn?» guide, to organize your time and weekly tasks.

This guide supports you to assess your learning and build your learning skills. You can use the guide while studying all the Empowered Learning Curriculum Subjects: English, Arabic, Mathematics and Science.



Unit Lessons

Lesson 1

I Like Sports

أحب الرياضة



Lesson 2

Food

الطعام



Let's Start



Activity

How to Live Happily?

كيف تعيش بسعادة؟



Recognising healthy habits.

تمييز العادات الصحيّة.



7 - 10 minutes



pencil



rubber



I draw a circle around the things that make me happy and healthy:

أرسم دائرة حول الأشياء التي تجعلني سعيداً وأتمتّع بصحة جيدة:





I Check

أتحقق من إجابتي



I eat vegetables and fruits.



I exercise daily.



I drink milk.



I swim.



dive - kick - score - jump - sprint - racetrack

يغطس - يركل - يسجل - يقفز - يجري - مضمار



3.5 - 4 hours



crayons



pencil



rubber



CD player


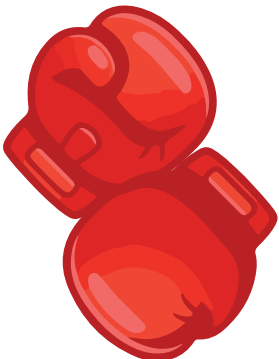




Let's Go



I look at the pictures and write the name of the sport:

أنظر إلى الصّور وأكتب اسم الرّياضة:



Activity 1

Sport is Life

الرياضة حياة



Identifying words related to sports.

تعرف كلمات تتعلق بالرياضة.



15 - 20 minutes



pencil



rubber



CD player



I listen, point then repeat:

En4-3-1-1

أستمع، أشير وأكرر:

I Love Sports

I dive in the sea
I jump. I am happy
I play football
I kick and score a goal
I sprint in the racetrack
Then I finish and I pack
I go home feeling good
I eat healthy food

The maze features a boy on the left and a boy on the right. The maze is filled with various sports balls: basketballs, soccer balls, and volleyballs.

Activity 2

An Action and a Picture

نشاط وصورة



Identifying pictures following simple listening strategies.

تمييز الصور الصحيحة متبعاً إستراتيجيات الاستماع البسيطة.



15 - 20 minutes



pencil rubber




I listen and tick the right answer:

En4-3-1-2

أستمع وأختار الإجابة الصحيحة:

1- Dan dived in the sea.



2- He kicked the ball.



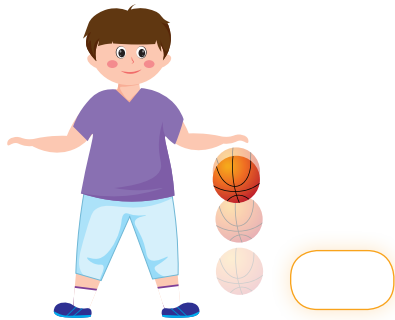
3- Salam scored a goal.



4- The girls jumped.



5- Tim played basketball.



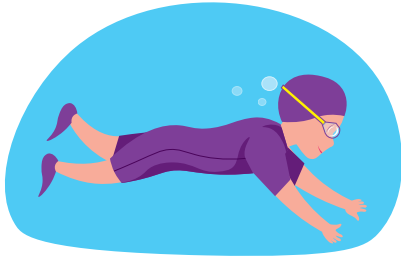
6- They sprinted in the racetrack.





I Check


أتحقق من إجابتي



1- Dan dived in the sea.



2- He kicked the ball.



3- Salam scored a goal.



4- The girls jumped.



5- Tim played basketball.



6- They sprinted in the racetrack.

Activity 3

I Did it

فعلته



Asking questions using simple past form following listening strategies.

طرح أسئلة باستعمال الماضي البسيط متبعاً إستراتيجيات الاستماع.



15 - 20 minutes



pencil



rubber



CD player




I listen and repeat:

En4-3-1-4

أستمع وأكرر:


1- What did Dan do yesterday?
Dan dived in the sea.



2- What did he do yesterday?
He kicked the ball.



3- What did Salam do yesterday?
Salam scored a goal.



4- What did the girls do yesterday?
The girls jumped.



5- What did Tim do yesterday?
Tim played basketball.



6- What did they do yesterday?
They sprinted in the racetrack.



Activity 4

I Did It

أنجزتها



Using the correct regular past form.

استعمال صيغة الماضي الصّحيحة.



15 - 20 minutes



pencil rubber



I write the correct past form in the right column:

أكتب صيغة الماضي الصّحيحة في العمود المناسب:

play jump watch cry visit sprint kick study stop
listen hurry walk brush carry hop wash plan
help dance chat finish stay like open live

+ed	+ied	Double consonant +ed	+d
played	studied	stopped	danced



I Check

أتحقق من إجابتي

+ed: played - jumped - watched - visited -
sprinted - kicked - listened - walked -
brushed - washed - helped - finished -
stayed - opened

+ied: cried - studied - hurried - carried

Double consonant +ed: stopped - hopped -
planned - chatted

+d: danced - liked - lived

Remember

The past tense of regular verbs

- Basic Rule: for most regular verbs,
we add - ed: (played)
- Verbs ending in “e” we just add “d” . (liked)
- If a verb ends in a ‘y’, such as ‘hurry’, you change it
to an ‘i’ and then add ‘ed’. This becomes “hurried”
- If a regular verb ends with one vowel and one
consonant, double the consonant before adding ‘ed’.
For example, ‘stop’ becomes “stopped”.

Activity 5

I Found it

وجدتها



Using simple past verbs.

استعمال أفعال الماضي البسيط.



15 - 20 minutes



pencil



rubber



I fill in the spaces using simple past verbs:

أملأ الفراغ بالفعل الماضي المناسب:

(dived - played - scored - sprinted - jumped - kicked)

- 1- Rana ----- a goal.
- 2- She ----- the ball.
- 3- They ----- in the racetrack.
- 4- Majd ----- basketball.
- 5- The girls ----- .
- 6- Dan ----- in the sea.



I Check

أتحقق من إجابتي

1- Rana scored a goal.



2- He kicked the ball.



3- They sprinted in the racetrack.




4- Majd played basketball.



5- The girls jumped.



6- Dan dived in the sea.



Activity 6

An Exciting Match

مباراة ممتعة



Using listening strategies to demonstrate understanding of text.

استعمال إستراتيجيات الاستماع للتعبير عن فهم نص.



15 - 20 minutes



pencil

rubber



CD player



I listen and complete:

En4-3-1-7

أستمع وأكمل:



Yesterday Dania ----- football with her friends after school. She ----- a goal. Everyone ----- happy. Dania ----- the ball to Sami. Sami ----- another goal. The match ----- exciting!



I Check

أتحقق من إجابتي



Yesterday Dania **played** football with her friends after school. She **scored** a goal. Everyone **was** happy. Dania **kicked** the ball to Sami. Sami **scored** another goal. The match **was** exciting!

Activity 7

Unscramble

أرتب



Structuring sentences.

تشكيل جمل.



15 - 20 minutes



pencil / rubber



I reorder the words:

أعيد ترتيب الكلمات:

1- scored / Salam / a goal

.....

2- the / ball / kicked / He

.....

3- They / in / the / racetrack / sprinted

.....

4- basketball / played / Tim

.....

1- jumped / The/ girls

.....

2- in / Dan / dived/ the / sea

.....



I Check

أتحقق من إجابتي

1- Salam scored a goal.

2- He kicked the ball.

3- They sprinted in the racetrack.

4- Tim played basketball.

5- The girls jumped.

6- Dan dived in the sea.



Composing sentences using the past simple.

تكوين جمل باستعمال زمن الماضي البسيط.



15 - 20 minutes



pencil rubber



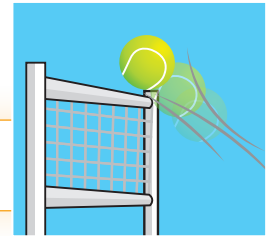
I look and write (affirmative, negative or question) using the simple past tense:

أنظر وأكتب (إيجاباً أو نفيّاً أو استفهاماً) باستخدام الزمن الماضي:


1- + (watch)




2- ? (bounce)



3- - (hop)



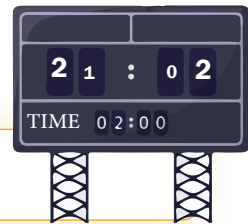
4- ? (return)



5- + (use)



6- - (score)



I Check

أتحقق من إجابتي

Sample answers

1. I watched a tennis match yesterday.
2. Did the ball bounce on the net?
3. The player didn't hop.
4. Did he return the ball?
5. The players used rackets.
6. He didn't score three goals.



1- I complete the crossword with the verbs in the past:

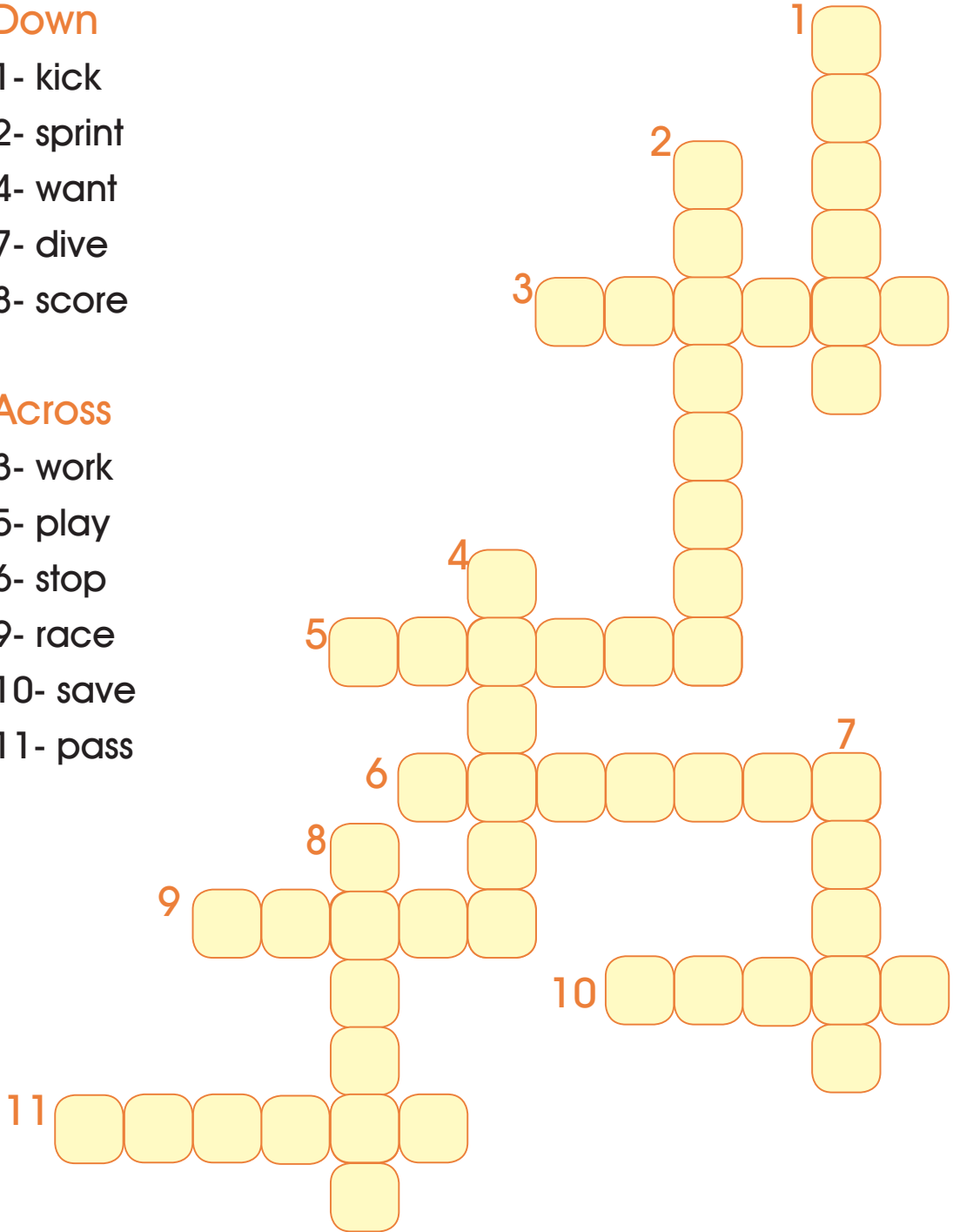
أكمل الكلمات المتقاطعة بأفعال بصيغة الماضي:

Down

- 1- kick
- 2- sprint
- 4- want
- 7- dive
- 8- score

Across

- 3- work
- 5- play
- 6- stop
- 9- race
- 10- save
- 11- pass





2- I listen and tick the correct picture:

En4-3-1-Lesson Self-Assessment 2

أستمع وأشير إلى الصورة الصحيحة:



3- I choose the right answer:

أختار الإجابة الصحيحة:

- What (do - did) you do yesterday?
- Tim (kick - kicked) the ball and scored a goal.
- The girl sprinted in the (sea - racetrack).
- Did she (play - played) football? Yes, she did.


4- I look and describe:

أنظر وأصف:



.....

.....



.....

.....



I Check

أتحقّق من إجابتي

1- I complete the crossword with the verbs in the past:

Down


- 1- kick
- 2- sprint
- 4- want
- 7- dive
- 8- score

Across

- 3- work
- 5- play
- 6- stop
- 9- race
- 10- save
- 11- pass



2- I listen and tick the correct picture:



3- I choose the right answer:

- What **did** you do yesterday?
- Tim **kicked** the ball and scored a goal.
- The girl sprinted in the **racetrack**.
- Did she **play** football? Yes she did.

4- I look and describe:

Sample answers




score a goal



jump



pass the ball



dive in the sea



Lesson Summary ألخص درسي



(15-20) minutes

I am able to أستطيع أن			
1. Identify words related to sports . (score a goal- kick the ball). أحدّد الكلمات المرتبطة بالرياضة.			
2. Choose the right picture following simple listening strategies. (I dive in the sea). أختار الإجابة الصحيحة متبعاً إستراتيجيات الاستماع البسيطة. (أنا أغوص في البحر)			
3. Identify the right verb. (jumped- kicked). أحدّد الفعل الصحيح. (قفز - ركل).			
4. Reorder sentences. (He kicked the ball). أعيد ترتيب الجمل. (هو يركل الكرة).			

<p>I am able to أستطيع أن</p>			
<p>5. Identify the correct past form. (played- cried- liked). أميّر صيغة الماضي الصّحيحة. (لعبت - بكيت - أعجبت).</p>			
<p>6 Complete sentences following listening strategies. (Yesterday, Dania played football with her friends after school). أكمل جملاً متبعاً إستراتيجيات الاستماع البسيطة.</p>			
<p>7. Ask questions using simple past form following simple listening strategies. (What did you do yesterday?) أسأل أسئلة باستعمال الماضي البسيط متبعاً إستراتيجيات الاستماع البسيطة. (ماذا فعلت بالأمس؟).</p>			



watermelon - cucumber - pepper - chicken
cherries - strawberry

بطيخ - خيار - فليفلة - دجاج - كرز - فريز



3 - 3.5 hours



crayons



pencil



rubber



CD player



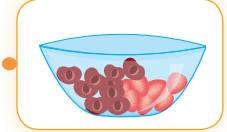
Let's Go




I match to make a salad:

أطابق لأحضر سلطة:

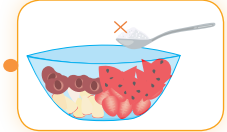
1. I get a bowl




2. I press an orange



3. I put the orange juice in a jug




4. I add strawberries to the bowl



5. I add cherries to the bowl



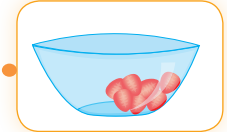
6. I add apples to the bowl



7. I add watermelons to the bowl



8. I do not add any sugar



9. I enjoy my salad with my friend



Activity 1

Variety of Food

طعام متنوع



Identifying words related to food.

تعرف الكلمات المرتبطة بالطعام.



15 - 20 minutes



pencil



rubber



CD player

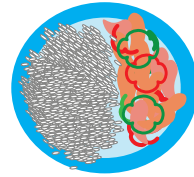


I listen, point then repeat:

En4-3-2-1

أستمع، أشير وأكرّر:

I like my chicken with peppers and rice.



I dice my cucumber.



I like strawberries and cherries on ice.



My watermelon tastes so nice!



Activity 2

What's in the Fridge?

ماذا يوجد في الثلاجة؟



Describing picture details.

وصف تفاصيل صورة.



15 - 20 minutes



pencil / rubber



I look and tick or cross:

أنظر وأكتب صح أو خطأ:

There is a pepper in the fridge.

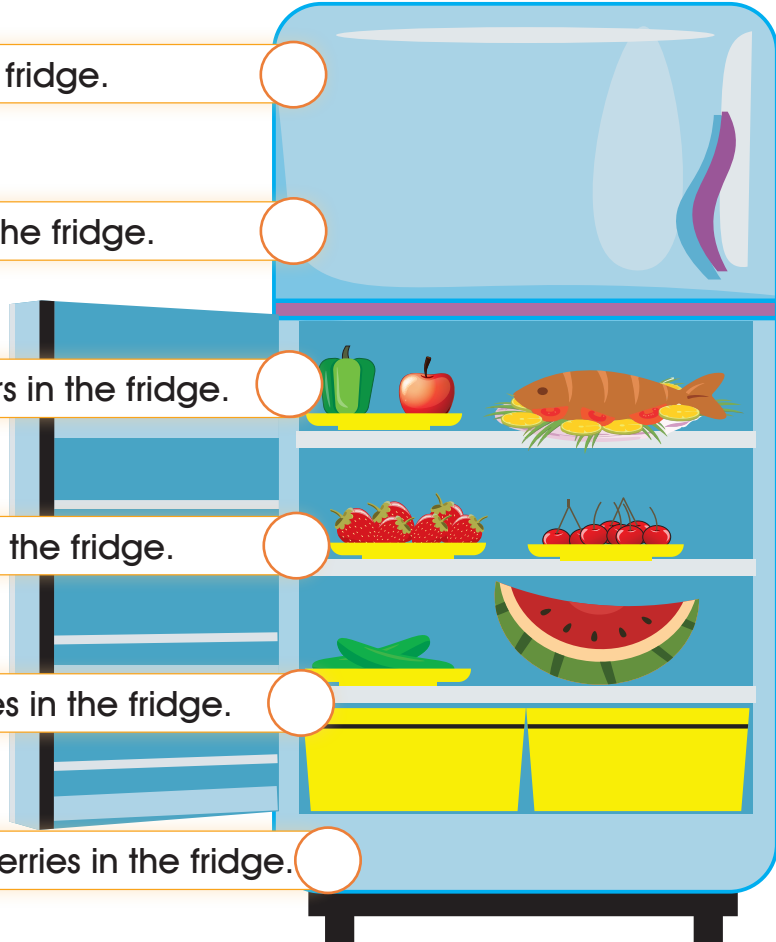
There isn't a chicken in the fridge.

There are two cucumbers in the fridge.

There is a watermelon in the fridge.

There aren't any cherries in the fridge.

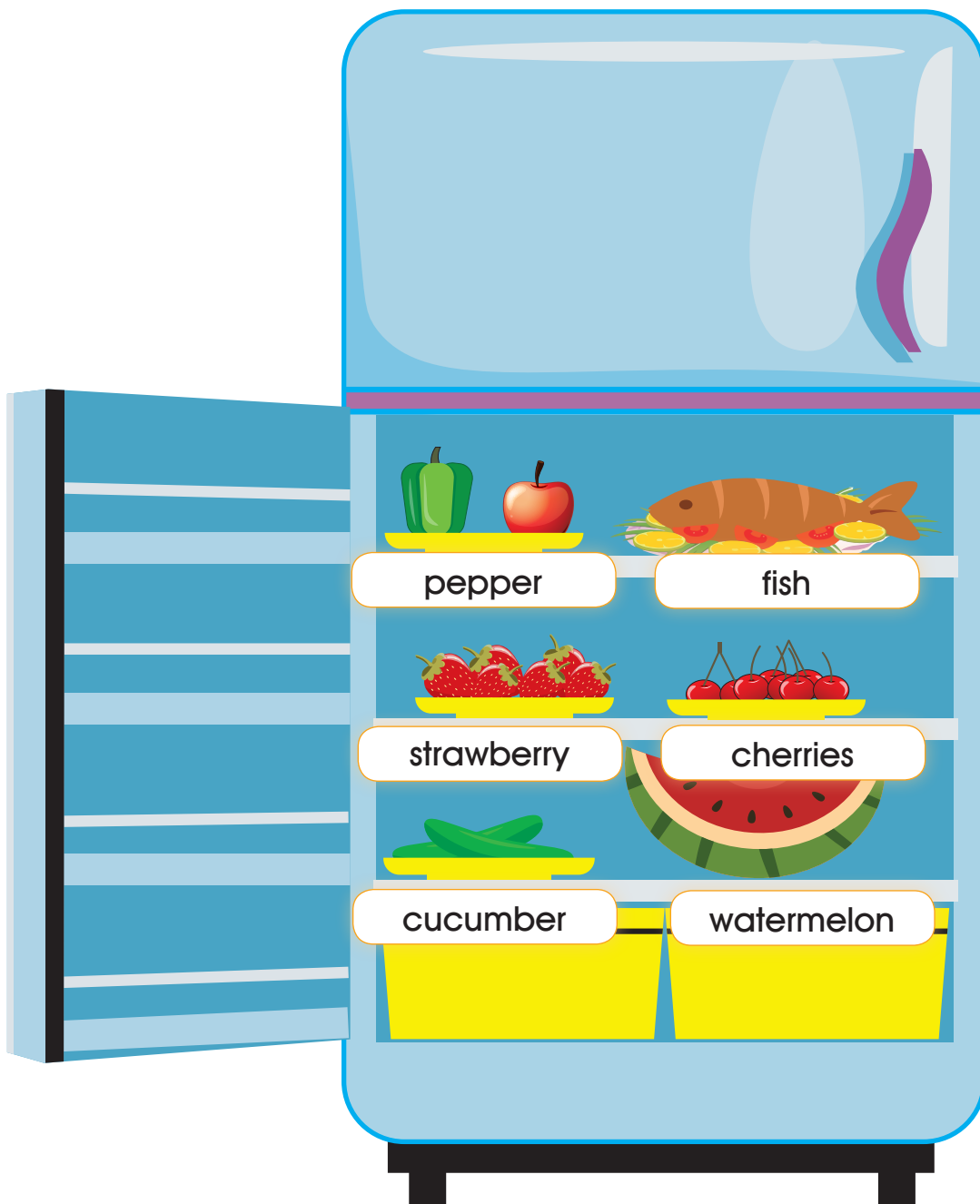
There aren't any strawberries in the fridge.





I Check

أتحقق من إجابتي



Activity 3

Food Labels

أسماء الأطعمة



Recognising the name of food.

تمييز اسم الطعام.



15 - 20 minutes



pencil



rubber




I write the name of food:

أكتب اسم الطعام في الصورة:




strawberry



.....



.....




.....



.....



.....



.....



.....




I Check


أتحقق من إجابتي




strawberry




watermelon



cherries




pepper




chicken



fish



cucumber



tomato

Activity 4

How much?

كم؟



Identifying words related to (some and any) following listening strategies.

تحديد كلمات تتعلق بـ (any و some) متبوعاً إستراتيجيات الاستماع.



15 - 20 minutes



pencil

rubber



CD player





I listen and repeat:

En4-3-2-4

أستمع وأكرر:

- Do we have any cucumbers?
- Yes, we have some.
- But we haven't any tomatoes.
- Would you like any peppers? Yes, please.



Activity 5

How much? / How many?

كم؟



Demonstrating the proper use of (some or any).

إظهار الاستعمال الصحيح لـ (any و some) .



15 - 20 minutes




pencil / rubber



I write sentences about the pictures using (some or any):

أكتب جملاً عن الصور باستعمال (بعض) أو (أيّ):

There is some chicken.



Anna: Would you like some apples, Sama?

Sana: Yes, there are some apples on the table.

What about you Anna?

Anna: I would like some ice cream but there isn't any!

What else is there?

1. Chicken:

2. Cake:

3. Sandwich:

4. Rice:

5. Oranges:

6. Coffee:



I Check

أتحقق من إجابتي

1. Chicken: There is some chicken.
2. Cake: There are some cakes.
3. Sandwich: There is some bread.
4. Rice: There isn't any rice.
5. Oranges: There are some oranges.
6. Coffee: There isn't any coffee.

Some and Any

+

There is
There are
We have got
She has

salt.
oranges.
milk.
cheese.

Some

requests
offers

Would you like
Do you want
Can I give you
Could I get

salt?
oranges?
milk?
cheese?

-
There isn't
There aren't
We haven't got
She hasn't got

salt.
oranges.
milk.
cheese.

any

?
Is there
Are there
Do they have
Do you have

salt?
oranges?
milk?
cheese?

Activity 6

Tell Me About It

أخبرني عنها



Demonstrating the proper use of (some and any).

إظهار الاستعمال الصحيح لـ (any و some) .



15 - 20 minutes



pencil rubber



I complete the dialogue:

أكمل الحوار:

got any sugar?

any flour.

Do we have any eggs?

to make a cake?

some sugar.

have any eggs.

Amal: Have we got what we need **to make a cake?**

Rana: Well, there isn't

Amal: We need some eggs too.

Rana: No, we don't

Amal: Have we

Rana: Yes, we have



I Check

أتحقق من إجابتي

Amal: Have we got what we need to make a cake?

Rana: Well, there isn't any flour.

Amal: We need some eggs too. Do we have any eggs?

Rana: No, we don't have any eggs.

Amal: Have we got any sugar?

Rana: Yes, we have some sugar.



Activity 7

The One

شيء واحد



Identifying the difference between (a-an).

تحديد الفرق بين (a-an).



15 - 20 minutes



pencil



rubber




CD player



I listen and write :

En4-3-2-7

أستمع وأكتب:



1- I need apple.

2- Here is banana.

3- I need mango.

4- Here are some strawberries and pineapple.



I Check

أتحقق من إجابتي

- 1- I need an apple.
- 2- Here is a banana.
- 3- I need a mango.
- 4- Here are some strawberries and a pineapple.

A is used when a singular noun starts with a consonant sound.

An is used when a singular noun starts with a vowel sound.

Activity 8

My Choice

خيارى



Recognising the right use of articles (a-an).

تمييز الاستعمال الصحيح للأدوات (a-an).



7 - 10 minutes




pencil / rubber




I choose the right answer:

أختار الإجابة الصحيحة:


I have got (a - an) chicken.




Let's eat (a - an) apple.



I need (a - an) egg to make a cake.



She wants (a - an) pepper.



I Check

أتحقق من إجابتي

I have got a chicken.

Let's eat an apple.

I need an egg to make a cake.

She wants a pepper.

Activity 9

Say it Again

قلها مرةً ثانية



Structuring sentences.

تكوين جمل.



10 - 15 minutes



pencil



rubber



I reorder words:

أعيد ترتيب الكلمات:

1. Tim / an / egg / for / breakfast / has

.....

2. eats / after / an / apple / lunch / Sami

.....

3. I / got / have / a / pepper / a / tomato / and

.....

4. They / a / cucumber / salad / need / for

.....

5. Let's / fridge / get / an / ice / cream / the / from

.....



I Check


أتحقق من إجابتي

- 1- Tim has an egg for breakfast.
- 2- Sami eats an apple after lunch.
- 3- I have got a pepper and a tomato.
- 4- They need a cucumber for salad.
- 5- Let's get an ice cream from the fridge.




1- I classify:

أصنّف:




strawberry




chicken



pepper



pineapple



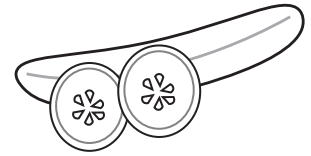
fish



potato



cherries



cucumber

fruit	vegetable	meat
.....
.....
.....

2- I read the name of the foods and number them:

أقرأ اسم نوع الطّعام وأرقّمه:

1- bananas

2- milk

3- salad


4- rice

5- cake

6- chocolate

7- grapes

8- chips



3- I write some or any:

أكتب some أو any:

1- There are eggs.

2- There aren't cucumbers.

3- Are there cherries?


4- There aren't watermelons.




I Check

أتحقّق من إجابتي

1- I classify:




strawberry




chicken



pepper



pineapple



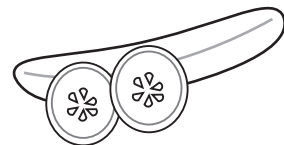
fish



potato



cherries



cucumber

fruit	vegetable	meat
strawberry	pepper	chicken
pineapple	potato	fish
cherries	cucumber

2- I read the name of the foods and number them:

1- bananas

2- milk

3- salad


4- Rice

5- cake

6- chocolate

7- grapes

8- chips



3- I write some or any:

- 1- There are some eggs.
- 2- There aren't any cucumbers.
- 3- Are there any cherries?
- 4- There aren't any watermelons.








Lesson Summary

أَلْخَصُّ دَرَسِي



(15-20) minutes

I am able to أَسْتَطِيعُ أَنْ			
<p>1. Identify words related to food. (orange - fruit- chicken- apple) .</p> <p>أحدّد الكلمات المرتبطة بالطعام. (برتقال - فواكه - دجاج - تفاح).</p>			
<p>2. Write the name of food. (Watermelon - Cucumber - Pepper - Chicken - Cherries - Strawberry).</p> <p>أكتب اسم الطعام. (بطيخ - خيار - فلفل - دجاج - كرز - دجاج فراولة).</p>			
<p>3. Choose the right answer. (a- an - some any).</p> <p>أختار الإجابة الصحيحة متبعاً إستراتيجيات الاستماع البسيطة. (some- any- a)</p>			

<p>I am able to أستطيع أن</p>			
<p>4. Identify words related to quantity following simple listening strategies. (some- any- a). أحدّد كلمات ترتبط بالكميّة. (some - any- a)</p>			
<p>5. Complete sentences including some and any. (There are some apples on the table. There isn't any ice cream). أكمل جملاً تتضمن بعض أو أيّ. (هناك بعض التفّاح على الطاولة، وليس هناك آيس كريم)</p>			
<p>6. Identify the difference between a-an. (I need an apple- Here is a pineapple). أحدّد الفرق بين a-an. (أحتاج إلى تفّاحة - إليك ثمرة أناناس)</p>			

1- I choose the right answer:

- I (dived-played) in the sea.
- Sally (swam-sprinted) in the racetrack.
- Hani (kicked-kicks) the ball to his friend yesterday.
- What (do-did) you do yesterday?

2- I turn the underlined verbs to past simple tense:

Yesterday, I play football with my cousin after school. I pass the ball to him. He kicks the ball. He scores a goal. We are happy.



3- I fill in the blanks with (a - an - some - any):

Are there eggs in the fridge?

There's policeman at the door.

My friend likes to eat apple in the morning.

There are chairs in his room.

4- I write sentences about the items I need to make salad:

.....

.....

.....

.....

.....

How do I like to learn?

في نهاية الوحدة أصبح بإمكانني تحديد الطريقة التي ساعدتني أكثر في التعلّم من خلال تلوين عدد من النجوم وفق ما يأتي:



أَتعلّم بطريقة الاختيار من متعدّد: ☆☆☆

- I choose the correct form of the verb:

I have got (a - an) chicken.



Let's eat (a - an) apple.



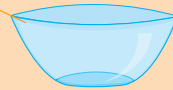
أَتعلّم بطريقة المطابقة والوصل: ☆☆☆

- I listen, match and say:

1. I get a bowl



2. I press an orange




أتعلم بطريقة كتابة الإجابة: ☆☆☆

- I write the name of food:



strawberry

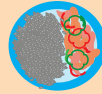


watermelon

أتعلم بطريقة سماع وتكرار الإجابة: ☆☆☆

- I listen and repeat:

I like my chicken with peppers and rice.



I dice my cucumber.



Unit 4: Places to Go



6- 7 hours

How Do I Learn?

Before you start this unit, go to the «How Do I Learn?» guide, to organize your time and weekly tasks.

This guide supports you to assess your learning and build your learning skills. You can use the guide while studying all the Empowered Learning Curriculum Subjects: English, Arabic, Mathematics and Science.



Unit Lessons

Lesson 1

Giving Directions


الإرشاد إلى الطريق



Lesson 2

A Trip

رحلة



Let's Start



Activity

How to Live Happily

كيف تعيش بسعادة



Recognising the names of places.

تعرف أسماء الأماكن.



7 - 10 minutes



pencil rubber




I look, read and match:

أنظر، أقرأ وأطابق:



school



toy shop



hospital



park



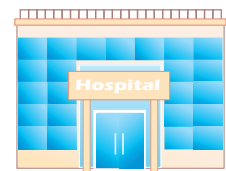
pet shop



cinema



police station



supermarket



I Check


أتحقق من إجابتي



school



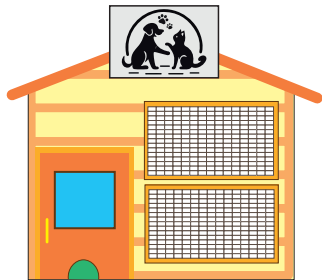
toy shop



hospital



park



pet shop



cinema



police station



supermarket



Places in Town:

hospital, school,
police station, bank, park

Directions:

go straight on, turn right,
turn left, go past, cross

Prepositions of place:

in front of, between,
behind, opposite, next to

الأماكن في المدينة:

المستشفى، المدرسة،
مركز الشرطة، البنك، الحديقة

الاتجاهات:

سيرُ بشكل مستقيم، انعطف يميناً،
انعطف يساراً، تجاوز، اعبّر

حروف الجرّ للمكان:

أمام، بين،
خلف، مقابل، بجانب



4 -5 hours



crayons



pencil



rubber



CD player



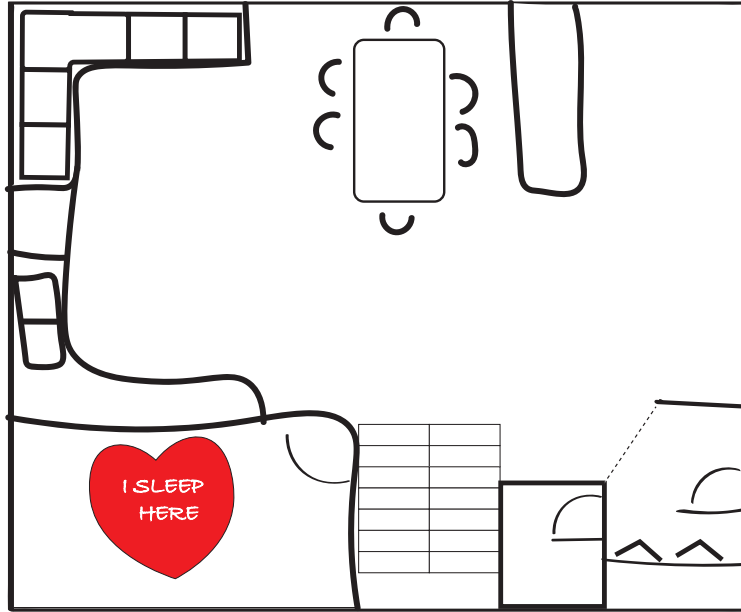
Let's Go



I draw a map of my house, like the one below.

I indicate where I sleep:

أرسم خريطة لمنزلي كاموجودة في الأسفل. وأشير إلى المكان الذي أنام فيه:



A large rectangular box with a dotted line at the top, intended for drawing a map of one's house.

Activity 1

Places in Town

أماكن في المدينة



Naming places in town.

تسمية أماكن في المدينة.



7 - 10 minutes



pencil



rubber



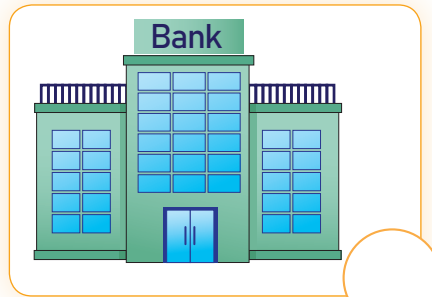
CD player



I listen and number:

En4-4-1-1

أستمع، وأضع رقماً:





I Check


أتحقق من إجابتي



1



2



3



4



5

Activity 2

Where to?

إلى أين؟



Identifying directions.

تحديد الاتجاهات.



10 - 13 minutes




pencil rubber



I read and match:

أقرأ وأطابق:

1- To get to the museum,
go past the restaurant.



2- To get to the hospital,
go straight on.



3- Turn right to get to the bank.



4- Turn left to get to the park.




5- To get to the police station
cross the street.






I Check

أتحقق من إجابتي



1- To get to the museum,
go past the restaurant.



2- To get to the hospital,
go straight on.



3- Turn right to get to the bank.



4- Turn left to get to the
park.



5- To get to the police
station cross the street.



Activity 3

Left or Right

يمين أو يسار



Recognising words of directions.

تعرف كلمات الاتجاهات.



7 - 10 minutes



pencil rubber



I read and match:

اقرأ وأطابق:





Go past

Go straight on

Cross

Turn right


Turn left





I Check


أتحقق من إجابتي




Go straight on




Go past



Cross



Turn right



Turn left

Activity 4

Let's Learn

هيا نتعلم



Recognising sentences while listening.

تعرف الجمل أثناء الاستماع.



13 - 15 minutes



pencil



rubber



CD player



I listen and number:

En4-4-1-4

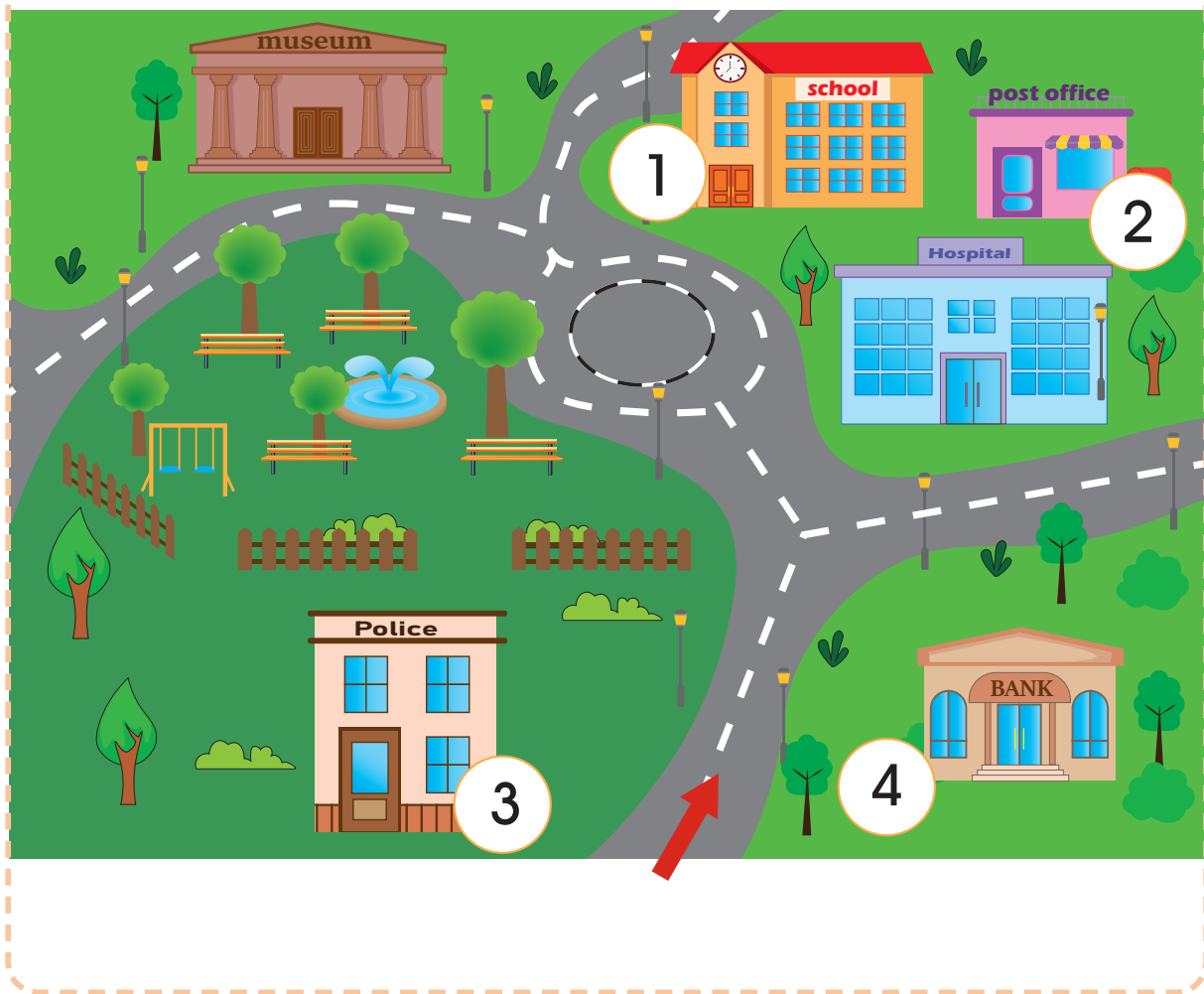
أستمع، وأضع رقماً:





I Check

أتحقق من إجابتي



Activity 5

Let's read

هيا نقرأ



Demonstrating text comprehension.

إظهار فهم الدرس.



15 - 20 minutes



pencil



rubber



I read and write True or False:

أقرأ وأكتب صح أو خطأ:

Next Tuesday I am having a party for my birthday at my house. Would you like to come? I am inviting family and friends. Mum is preparing the food. Dad will buy a big cake. It will be fun. My house is in the east of the city, next to the post office. When you get to our school turn right. Don't turn left. Go straight on. Go past the park. It is the green house on the left. Hope you can come.

Sama

1. The party is at school.
2. Her teachers at school are invited.
3. Sama's mum is preparing the food.
4. To get to the party, go past the park.
5. The colour of the house is green.



I Check

أتحقق من إجابتي

1. The party is at Sama's house.
2. Sama's family and friends are invited.
3. Sama's mum is preparing the food.
4. To get to the party, go past the park.
5. The colour of the house is green.

Activity 6

How to get there?

كيف أصل إلى هناك؟



Following directions to reach a destination.

اتَّباع التَّعليمات بدقة للوصول إلى مكان ما.



7 - 10 minutes



pencil



rubber



CD player



I read and write the names of buildings:

أقرأ، وأكتب أسماء المباني:

- To get to the police station, go straight on. Turn right.
Go past the fire station. It is on the right.

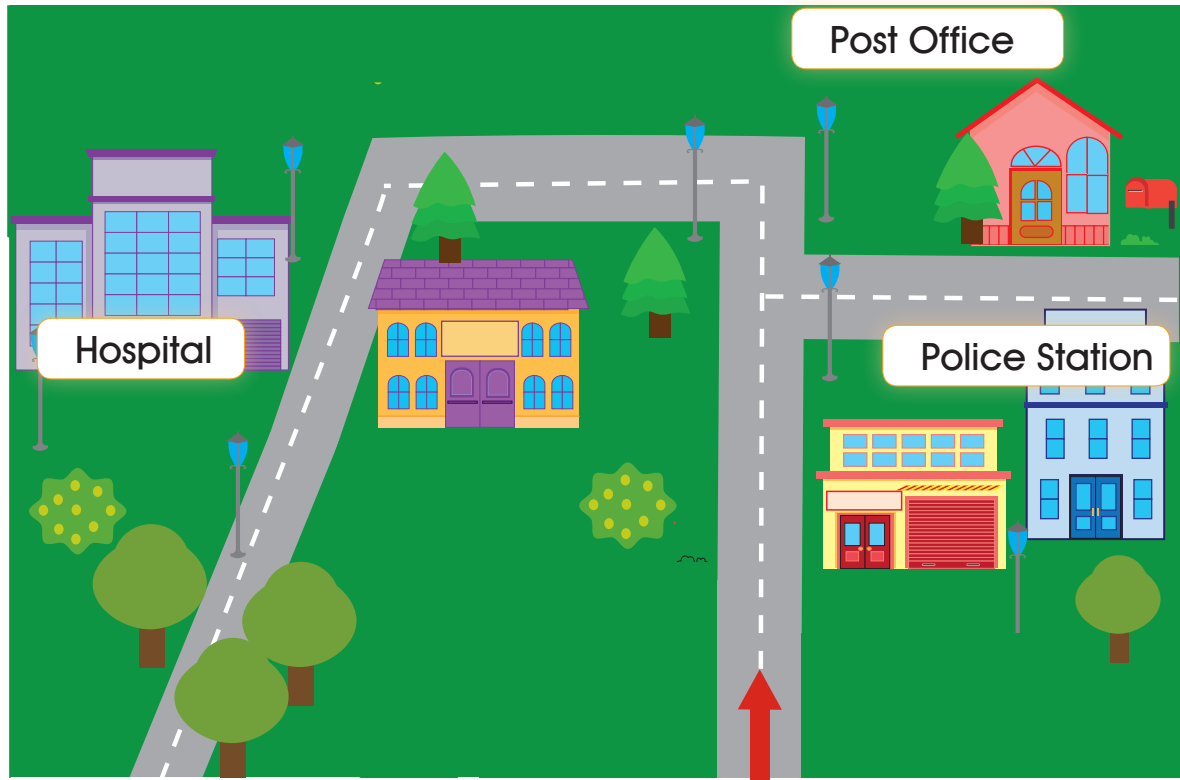
1- To get to the hospital, go straight on. Turn left. Turn the left
again. It is opposite the school.

2- To get to the post office, go straight on. Turn right then go
straight on. It is on the left opposite the police station.



I Check

أتحقق من إجابتي



Activity 7

Which Way?

أيّ طريق؟



Giving directions to places around.

إعطاء إرشادات الطريق إلى الأماكن المحيطة.



7 - 10 minutes



pencil



rubber



CD player



I listen and order:

En4-4-1-7

أستمع وأرتّب:

Excuse me! How can I get to the bank? **1**

Go past the park.

Sure! Go straight on.

It's on the left.

Turn right.

Thank you.



I Check

أتحقق من إجابتي

1

Excuse me! How can I get to the bank?

2

Sure! go straight on.

3

Go past the park.

4

Turn right.

5

It's on the left.

6

Thank you.

Activity 8

Why do you go there?

لماذا تذهب إلى هناك؟



Recognising the function of different places.

تحديد وظيفة أماكن مختلفة.



10 - 15 minutes



pencil



rubber



I read and fill in the spaces:

أقرأ وأملأ الفراغات بالكلمات:

pharmacy - school- museum- market - library

- I go to the to read books.



1. I go to the to see old things.



2. I usually go to the to buy food.



3. I go to the to buy some medicine.






I Check

أتحقق من إجابتي

I go to the museum to see old things and to the market to buy food. I also go to the pharmacy to buy some medicine.



Activity 9

Let's Talk

هيا نتحدّث



Engaging in a conversation about directions.

التحدّث عن الاتجاهات.



10 - 15 minutes



pencil rubber



I read and match:

أقرأ وأطابق:

- Excuse me! How can I get to school?

- Go straight on. Turn right. It is on the left, opposite the cinema.

1- Could you tell me how to get to the bank, please?

a- I am here to see old things.

2- Good morning. Where is the park?

b- Of course. Go straight on. Cross the street. Go past the park. It's on the right.

3- Why are you in the museum?

c- You are welcome.

4- Thank you!

d- It is on the right, opposite the museum.



I Check

أتحقق من إجابتي

1- Could you tell me how to get to the bank, please? Of course. Go straight on. Cross the street. Go past the park. It's on the right.

2- Good morning. Where is the park?
It is on the right, opposite the museum.

3- Why are you in the museum?
I am here to see old things

4- Thank you. You are welcome!

Activity 10

Scramble Time

وقت الترتيب



Restructuring words and sentences.

ترتيب الكلمات لتكوين جمل.



7 - 10 minutes



pencil rubber



I read and reorder:

أقرأ وأعيد الترتيب:

- me / Excuse! can / the / I / get / How / hospital / to / ?
Excuse me! How can I get to the hospital?

2. straight / o n/ Go. is / right / the / on / It /.

.....

3. museum / the / Where's?

.....

4. when / careful / you / the / cross / Be / road.

.....

5. a / her e/ Is / bank /near / there?

.....



I Check

أتحقق من إجابتي

- 1- Go straight on. It is on the right.
- 2- Where's the museum?
- 3- Be careful when you cross the road.
- 4- Is there a bank near here?



1- I write the prepositions in the spaces to complete each sentence:

أكتب حرف الجرّ في الفراغات لأكمل كلّ جملة:

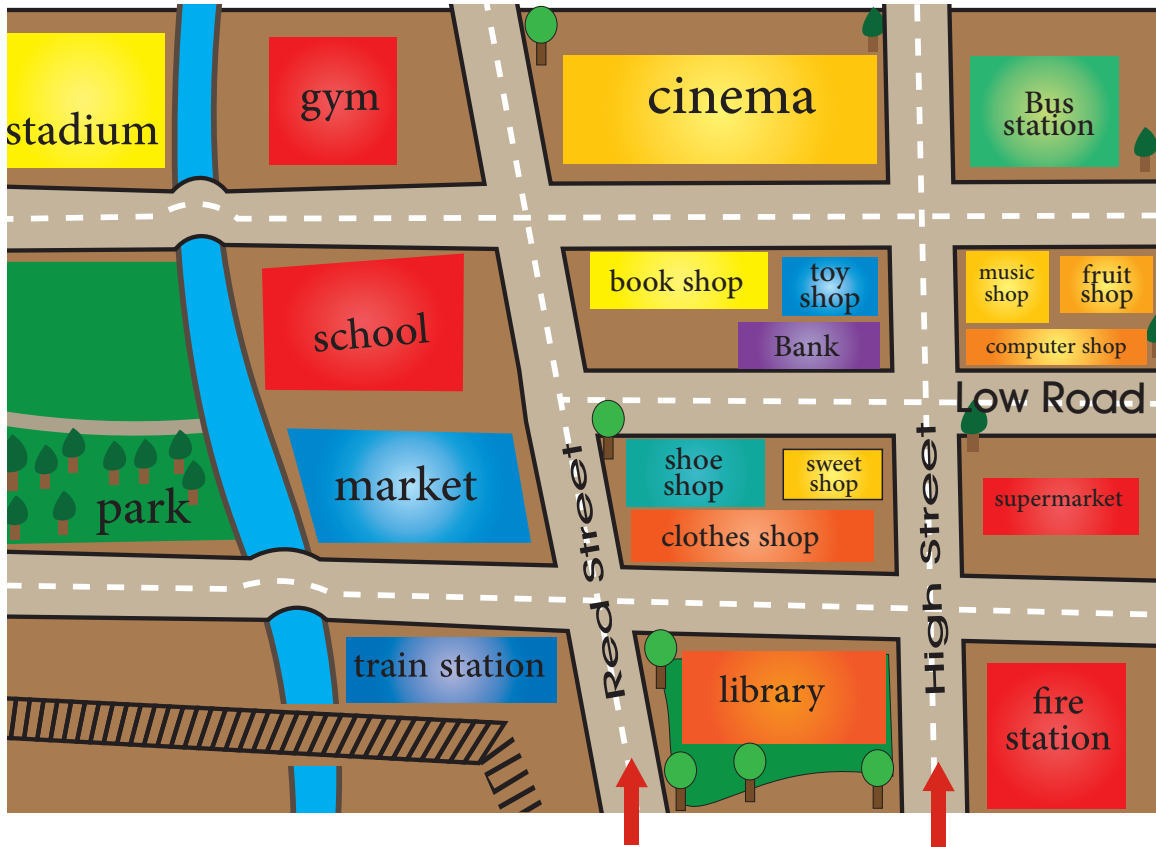
opposite, behind, in front of, next to, between



- 1- The hospital isof the flower shop.
- 2- Sam's house is the hotel and hospital.
- 3- Lisa's house is John's house.
- 4- Tony's house is the bakery.
- 5- The police station is the park.

2- I write the correct place:

أكتب المكان الصحيح:



1- Go up The Red Street. Take the second street on the left.
What's at the end of the street?

.....

2- Go up The High Street. Take the first street on the left and
go across the river. What's on the right?

.....

3- Go up The High Street. Take the second street on the
right and go straight on Cross Low Road. What's on the left?

.....



I Check

أتحقق من إجابتي

1- I write the directions in the spaces to complete each sentence:

opposite, behind, in front of, next to, between



- 1- The hospital is **behind** / **in front of** the flower shop.
- 2- Sam's house is **between** the hotel and hospital.
- 3- Lisa's house is **next to** John's house.
- 4- Tony's house is **behind** / **in front of** the bakery.
- 5- The police station is **opposite** the park.

2- I write the correct place:



1- Go up The Red Street. Take the second street on the left.
What's at the end of the street?

Stadium

2- Go up The High Street. Take the first street on the left and
go across the river. What's on the right?

The park

3- Go up The High Street. Take the second street on the
right and go straight on Cross Low Road. What's on the left?

The computer shop




Lesson Summary ألخص درسي



(15-20) minutes

I am able to أستطيع أن			
<p>1. Recognise the different places in town. (hospital, school, police station, bank, park).</p> <p>أحدّد الأماكن المختلفة في المدينة. (المستشفى، المدرسة، مركز الشرطة، البنك، الحديقة).</p>			
<p>2. Identify directions. (go straight on, turn right, turn left, go past, cross).</p> <p>أحدّد الاتجاهات. (استمر في السير بشكل مستقيم، انعطف يمينا، انعطف يساراً، أتجاوز، اعبّر).</p>			
<p>3. Talk about how to get to places. (Turn left to get to the park).</p> <p>أتحدّث عن كيفية الوصول إلى الأماكن. (اتجه يساراً للوصول إلى الحديقة).</p>			

<p>I am able to أستطيع أن</p>			
<p>4. Say the location using prepositions of places. (in front of, between, behind, opposite, next to) أذكر الموقع باستخدام حروف الجرّ المتعلّقة بالأماكن. (أمام، بين، خلف، مقابل، بجانب).</p>			
<p>5. Identify reason why I go to places. (I go to the museum to see old things and to the market to buy food). أحدّد سبب ذهابي إلى الأماكن. (أذهب إلى المتحف لرؤية الأشياء القديمة وإلى السوق لشراء الطّعام).</p>			
<p>6. Follow directions to reach a destination. (To get to the police station, go straight on) أتّبع التّعليمات بدقة للوصول إلى مكان ما. (للاوصول إلى مركز الشرطة، اذهب بشكل مستقيم).</p>			



Beach - Sandcastle - Yesterday - Enjoy
Buy - Wake up

شاطئ - قلعة رملية - البارحة - يستمتع - يشتري - يستيقظ



2.5 - 3.5 hours



crayons



pencil



rubber



CD player



Let's Go



I remember a trip I made or a special day and I write my diary:

أتذكر رحلة قمت بها أو يوماً مميزاً وأكتب مذكراتي:

Date _____ place _____

Details

summary

Best part of day

coolest thing we saw

Best food of the day

drawing of the day



Activity 1

What did you do?

ماذا فعلت؟



Recognising the action in a picture when listening.

تمييز الفعل في صورة عند الاستماع.



15 - 20 minutes



pencil



rubber



CD player



I listen and number:

En4-4-2-1

أستمع وأكتب الأرقام:





I Check

أتحقق من إجابتي



1. Sara **lay** under the sun.



2. Alan **slept** on the warm sand.



3. Lily **built** a sandcastle and Adam helped her.



5. Lala **surfed** the waves.



4. Sami and Tina **swam**.



6. We finally **played** beach ball.



Recognising past irregular verbs.

تمييز أفعال بالزمن الماضي (غير نظامية).



25 - 30 minutes



pencil



rubber



I read and find the past form of the following verbs in the text:

أقرأ وأجد ماضي الأفعال الآتية في النص:

Dear Maha and Lily,

We arrived to Dubai on Saturday. It's very beautiful! We woke up early. We went to the museum on Sunday and we saw the theatre. It was wonderful! We went to the Dubai Fountain on Monday. We bought some lovely souvenirs. We sat in the park and we drank some juice. The park was full of flowers. I wrote some postcards and your grandfather sent some emails.

See you soon.

Love, grandma

wake up



woke up

see



.....

go	→
sit	→
write	→
drink	→
arrive	→
buy	→
is	→



I Check

أتحقق من إجابتي

wake up - woke up

see - saw

go - went

sit - sat

write - wrote

drink - drank

arrive - arrived

buy - bought

is - was

Activity 3

Find me

اعثر عليّ



Identifying different verbs.

تعرف أفعال مختلفة.



15 - 20 minutes



pencil rubber



I find the past form of the verbs in the grid:

أقرأ وأجد ماضي الأفعال في الجدول:

stand - write - hear -
are - buy - have -
visit - sit

m	b	o	u	g	h	t
v	x	h	e	a	r	d
i	c	v	t	w	z	o
s	a	t	o	s	h	o
i	q	r	r	g	a	t
t	f	c	w	r	d	s
e	r	m	n	o	p	l
d	b	w	e	r	e	v



I Check

أتحقق من إجابتي

stand - stood

write - wrote

hear - heard

are - were

buy - bought

have - had

visit - visited

sit - sat

Remember

Many of the most frequent verbs are irregular

Base form	Past tense	Past participle
be	was/ were	been
buy	bought	bought
go	went	gone
drink	drank	drunk
sit	sat	sat
come	came	come

Activity 4

What I did

ما فعلته



Recognising simple past verbs.

تمييز أفعال بالزمن الماضي.



15 - 20 minutes



pencil



rubber



I unscramble the verbs then fill in the blanks:

أرتب الأحرف في الأفعال ثم أملأ بها الفراغات:

entw - kandr - aerd- dah

1. Laila a very busy day yesterday.

2. The children their books.

3. He some juice.

4. We to the flower fair.



I Check

أتحقق من إجابتي

1. Laila **had** a very busy day yesterday.

2. The children **read** their books

3. He **drank** some juice.

4. We **went** to the flower fair.

Activity 5

All About My Trip

كلّ شيء عن رحلتي



Identifying answers after reading.

تمييز الإجابات بعد القراءة .



15 - 20 minutes



pencil rubber



I read the text then match the questions to the answers:

أقرأ النّص ثمّ أطاقبُ بين الأسئلة والإجابات:

Last year, we went to London. We drove through the streets. A guide took us on a tour around the city. We saw the London Eye, it was very high. We had a look at Big Ben and we took some photos. On the last day of our trip, we were all tired but really happy.



Where was the trip?

We enjoyed it.

What did you do?

We went to London.

Who showed you the place there?

We drove through the streets.

How was the trip?

A guide took us on a tour.



I Check

أتحقق من إجابتي

Where was the trip?
We went to London.

What did you do?
We drove through the streets.

How was the trip?
We enjoyed it.

Who showed you the place there?
A guide took us on a tour.



Writing short sentences about a trip.

كتابة جمل قصيرة عن رحلة.



20 - 30 minutes



pencil



rubber



I write the answers to form a paragraph about a trip:

أجيب عن الأسئلة لأكوّن موضوعاً عن رحلة:

- Who did you go with?

I went with my family and friends.

- Where did you go last summer?

.....

- Where did you stay?

.....

- What did you do?

.....

- What did you enjoy?

.....



I Check

أتحقق من إجابتي

Sample Answer

Last summer we went to Aleppo. We stayed at our grandparents' house. We visited nice places. I went with my family. I enjoyed my grandmother's cooking.

Last summer, we went to

We stayed in/at

We played/swam/walked/.....

I enjoyed the games/swimming pool/food

village - countryside - sea - Italy

grandparents' - hotel- my friend's house

played - drove - bought - watched-

my family - friends - cousins

enjoyed - felt tired - was happy - interesting



1- I fill in the gaps with these verbs:

أملأ الفراغات بهذه الأفعال:

ate - enjoy - drank - read - Did

- 1. They juice yesterday.
- 2. Grandma an interesting book last week.
- 3. We ice cream at the beach.
- 4. you visit your cousins last Tuesday?
- 5. She didn't the trip.

2- I write the sentences below in the past simple:

أكتب الجمل الآتية بالزمن الماضي البسيط:

a. He goes to bed early.

.....

b. We don't like onions.

.....

c. Does she exercise?

.....

d. They play video games.

.....

e. They don't drink tea.

.....

f. Where do you live?

.....

3- I match the verbs:

أطابق بين الأفعال:

buy

came

write

met

swim

ran

meet

bought

run

swam

come

wrote

sleep

stood

see

slept

stand

saw



I Check

أتحقّق من إجابتي

1- I fill in the gaps with these verbs:

ate - enjoy - drank - read - Did

1. They **drank** juice yesterday.
2. Grandma **read** an interesting book last week.
3. We **ate** ice cream at the beach.
4. **Did** you visit your cousins last Tuesday?
5. She didn't **enjoy** the trip.

2- I write the sentences below in the past simple:

- a. He goes to bed early.
He went to bed early.
- b. We don't like onions.
We didn't like onions.
- c. Does she exercise?
Did she exercise?
- d. They play video games.
They played video games.

e. They don't drink tea.

They didn't drink tea.

f. Where do you live?

Where did you live?

3- I match the verbs:

buy



bought

write



wrote

swim



swam

meet



met

run



ran

come



came

sleep



slept

see



saw

stand



stood



Lesson Summary الخص درسي



(15-20) minutes

I am able to أستطيع أن			
1. Identify verbs in the simple past form. (swam- built). أحدّد الأفعال في الزمن الماضي.			
2. Use the simple past tense in correct sentences.(She built a sandcastle). أستعمل زمن الماضي البسيط في جمل صحيحة.			
3. Read a text and answer comprehension questions. (Where was the trip? We went to London.). أقرأ نصّاً، وأجيب عن أسئلة استيعابية.			
4. Identify activities done in the past. (She slept under the sun). أميّز أنشطة في الزمن الماضي.			
5. Write about a trip. أكتب عن رحلة.			

VERBS IN THE PAST TENSE

Irregular past tense verbs break the rules:
Therefore, these verbs need to be memorized:

bring	brought
make	made
go	went
teach	taught
hit	hit
break	broke
know	knew
stand	stood
hear	heard
tell	told
win	won
run	ran
fly	flew
fall	fell
grow	grew

draw	drew
say	said
speak	spoke
sing	sang
do	did
find	found
hurt	hurt
think	thought
eat	ate
catch	caught
bite	bit
let	let
meet	met
write	wrote
take	took

1- I read the following text and write True or False:

Yesterday was a nice day. I was on small trip with my family. We were at the park for one hour. My mother was happy to be outside the house. My father was a little tired because he didn't sleep well. My sister sat on the swing enjoying the sun. My brother rode his bike all the way to the park. The weather was great, it was hot and sunny. The park was green and clean, it was beautiful. It was one of the best days of my life.

1. They were at the beach yesterday.
2. His mother was happy.
3. His father was tired because he didn't sleep well.
4. His brother drove his car.
5. The weather was cold and cloudy.
5. The park was green and clean.



2- I put the verbs in the correct column:

paint - go - listen - watch - send - clean - see - write - be -
do - smile - have - eat - study - visit - break - like - play

Regular verbs

Irregular verbs

3- I complete the sentences with the past form of the verbs above:

- (+) Yesterday, I football in the park.

(+) My mother a book last year.
It was very interesting.

- (-) Peter this colour when he was younger.

- (?) you a letter to your grandmother?

- (-) We TV last weekend.

- (?) she her room?
It was very dirty yesterday.



4- I look, read and match:

go straight

turn right

turn left



on the right

on the left

train station

post office

bank



How do I like to learn?


في نهاية الوحدة أصبح بإمكانني تحديد الطريقة التي ساعدتني أكثر في التعلّم من خلال تلوين عدد من النجوم وفق ما يأتي:



أتعلم بطريقة الاختيار من متعدّد: 

- I choose the correct form of the verb:

- 1 - I usually (watch - watches) TV in the evening.
- 2- Ruba often (listens - listen) to music in her bedroom
- 3- We always (cook - cooks) in the afternoon.

أتعلم بطريقة المطابقة والوصل: 

- I listen, match and say:

Cross

Go straight on

Go past



أتعلم بطريقة كتابة الإجابة: ☆☆☆

- I read and fill in the spaces:

pharmacy - school- museum- market - library

- I go to the **library** to read books.



1. I go to the **museum** to see old things.



أتعلم بطريقة سماع وتكرار الإجابة: ☆☆☆

- I listen and repeat:

Excuse me! How can I get to the bank?

Sure, go straight on.

Go past the park.

Turn right.

It's on the left.

Thank you.

Unit 5: I Learn



7- 8 hours

How Do I Learn?

Before you start this unit, go to the «How Do I Learn?» guide, to organize your time and weekly tasks.

This guide supports you to assess your learning and build your learning skills. You can use the guide while studying all the Empowered Learning Curriculum Subjects: English, Arabic, Mathematics and Science.




Unit Lessons

Lesson 1

My Computer

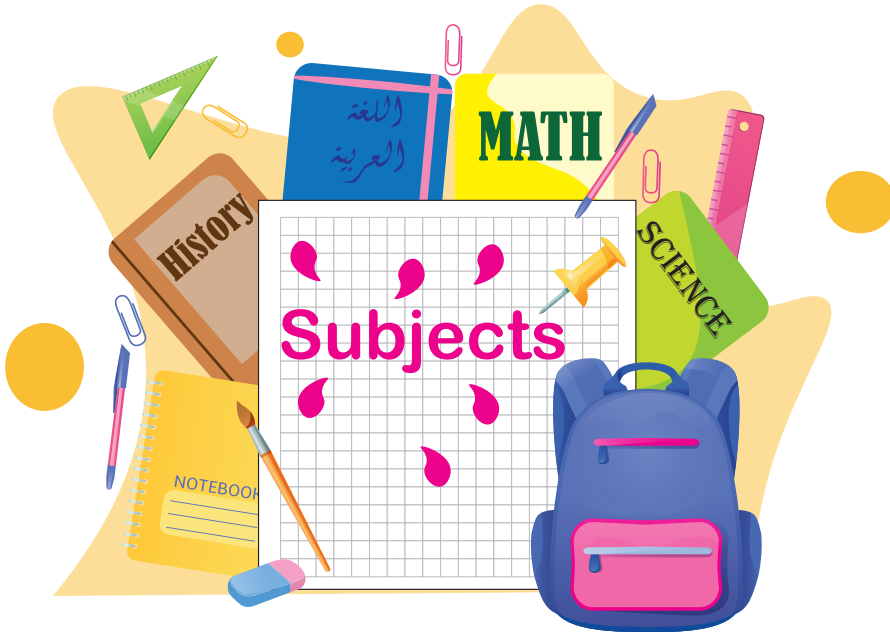
حاسوبي



Lesson 2

Subjects

موادِّي الدراسية



Let's Start



Activity

Using the Computer

استعمال الحاسب



Recognising the names of basic computer parts.

تمييز أسماء أجزاء الحاسب الأساسية.



15 - 20 minutes



pencil rubber



I read and match:

أقرأ وأطابق:




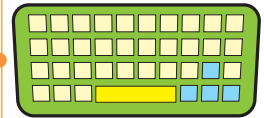
Screen

Printer

Mouse

Speaker

Keyboard



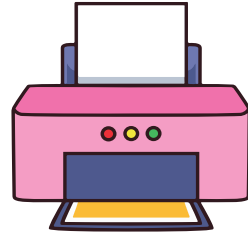


I Check


أتحقق من إجابتي




Screen



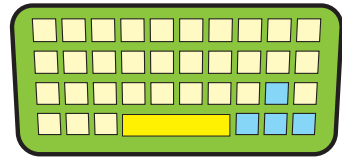
Printer




Mouse



Speaker



Keyboard



Turn on/ off - Click - Download - Type - Check

شغّل / أطفئ - انقر - حمّل - اكتب - تفحص.



3.5 - 4 hours



crayons



pencil



rubber



CD player



Activity 1

My Gadgets

أجهزتي إلكترونية



Recognising the names of computer parts.

تمييز أسماء أجزاء الحاسب.



10 - 15 minutes



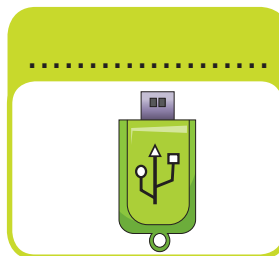
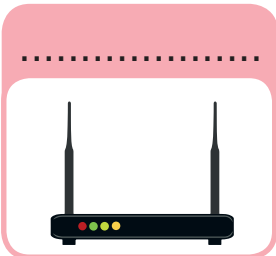
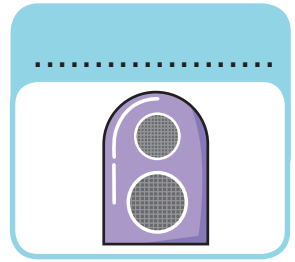
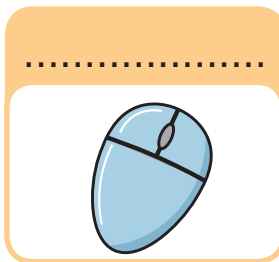
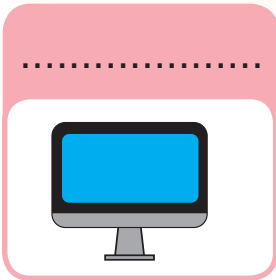
pencil rubber



I look, read and write:

أنظر، أقرأ ثم أكتب:

mouse - speaker - printer - memory stick - router -
smart phone - e-mail - headphones - monitor -
keyboard - tablet - web cam






I Check

أتحقق من إجابتي

monitor



keyboard




e-mail



tablet



printer




mouse




smart phone



speaker



router



headphones



memory stick



web cam



Activity 2

Send an E-mail

أرسل بريداً إلكترونياً



Distinguishing the steps of sending an e-mail after listening.

تمييز خطوات إرسال بريد الكتروني بعد الاستماع.



10 - 20 minutes



pencil



rubber



CD player



I listen and order:

En4-5-1-2

أستمع وأرتب:

- Finally, click on send.

- First, turn on the computer.

- Second, open the webpage of your email.

Log in to your email account and click new.

- Now, check your spelling.

- After that, type your email message.

- Then, click on subject and write what the email is about.

- Next, type your friend's email address in the space.



I Check

أتحقق من إجابتي

1

First, turn on the computer.

2

Second, open the webpage of your email.
Log in to your email account and click new.

3

Next, type your friend's email address in the space.

4

Then, click on subject and write what the email is about.

5

After that, type your email message.

6

Now, check your spelling.

7

Finally, click on send.

Activity 3

What should I do?

ماذا يجب أن أفعل؟



Using proper vocabulary.

استعمال المفردات المناسبة.



10 - 20 minutes



pencil rubber



I look at the pictures, read and complete:

أنظر إلى الصور ثم أقرأ وأكمل:



1. the files you need.



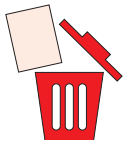
2. on the icon.



3. the document.



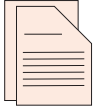
4. the e-mail address.




5. the files you don't need.



6. a new blank document.



7. the information.



8. the picture.



9. the text.



I Check

أتحقق من إجابتي

1. Download the files you need.



2. Click on the icon.



3. Print the document.



4. Type the e-mail address.



5. Delete the files you don't need.



6. Open a new blank document.



7. Copy the information.



8. Cut the picture.



9. Save the text.



Activity 4

What's the Matter?

ما المشكلة؟



Using proper vocabulary.

استعمال المفردات المناسبة.



10 - 20 minutes



pencil rubber



I read and complete:

أقرأ وأكمل:

Download - Connect - Check - Read - Turn off

1. I can't print the file.
Check if the printer is connected to the computer.

2. I don't know how to send an e-mail.
..... the instructions carefully and follow them.

3. I like this song.
..... it from the website.

5. I have saved the file.
..... the computer

6. The web page doesn't open.
..... to the Internet.



I Check

أتحقق من إجابتي

1. I can't print the file.
Check if the printer is connected to the computer.
2. I don't know how to send an e-mail.
Read the instructions carefully and follow them.
3. I like this song.
Download it from the website.
5. I have saved the file.
Turn off the computer
6. The web page doesn't open.
Connect to the Internet.

Activity 5

Safety Online

الأمان على الإنترنت



Demonstrating understanding of the meanings of verbs.

فهم معاني الأفعال.



10 - 20 minutes



pencil rubber




I read and match:

أقرأ وأطابقُ:

1

Ask for permission.



2

Keep personal information private.



3

Use safe and child-friendly websites.



4

Be kind and respectful.



5

Tell an adult about anything unusual.



6

Limit screen time.



Rule: If something online scares you, tell a parent or an adult.

Rule: Treat others online kindly, just like in real life.

1

Rule: Always ask for permission before going online.

Rule: Never share your name, address or phone number.

Rule: Only visit websites that are safe for your age.

Rule: Follow rules about how much time you use the computer or phone each day.



I Check

أتحقق من إجابتي



1

Ask for permission.

Rule: Always ask for permission before going online.



2

Keep personal information private.

Rule: Never share your name, address or phone number.



3

Use safe and child-friendly websites.

Rule: Only visit websites that are safe for your age.



4

Be kind and respectful.

Rule: Treat others online kindly, just like in real life.



5

Tell an adult about anything unusual.

Rule: If something online scares you, tell a parent or an adult.



6

Limit screen time.

Rule: Follow rules about how much time you use the computer or phone each day.



Understanding a written text.

فهم نصّ مكتوب.



10 - 20 minutes



pencil / rubber



I read and write true or false then I add two computer lab rules:

أقرأ وأكتب، صح أو خطأ ثم أضيف اثنتين من قواعد مختبر الحواسيب:

- Clean your hands.
- Come into the lab quietly.
- Open your file only.
- Put your chair back in place.
- Don't bring food or drinks to the lab.
- Listen to the directions and follow them.
- Save your work.
- Treat computers with care.



Hello everybody! Before you go into the computer lab, there are things you need to know.

1. You can speak loudly in the lab.
2. You can open others' files.
3. Eat and drink outside the computer lab.
4. Listen to what your teacher says.
5.
6.



I Check

أتحقق من إجابتي

1. You can't speak loudly in the lab.
2. You can't open others' files.
3. Eat and drink outside the computer lab.
4. Listen to what your teacher says.

Sample answers

5. Be careful with the equipment.
6. Log off when you finish.

Activity 7**Do/Don't Do**

افعل / لا تفعل



Recognising proper computer use.

الاستعمال اللائق بالحاسب.



10 - 15 minutes



pencil



rubber



I choose:

أختار:

1. (Upload - Check) reliable websites.
2. Don't (share- download) your password.
3. (Click- Be careful) when downloading anything from the Internet.
4. (Chat- Don't chat) with strangers.
5. (Type- Undo) the words correctly.



I Check

أتحقق من إجابتي

1. Check reliable websites.

2. Don't share your password.

3. Be careful when downloading anything from the Internet.

4. Don't chat with strangers.

5. Type the words correctly.



Distinguishing what is right and what is wrong concerning safety issues.

تمييز ما هو صحيح وما هو غير صحيح بالنسبة للأمان على الإنترنت.



10 - 20 minutes



pencil rubber



I write in the box:

أكتب في الصندوق:

- Think before you type.
- Talk to strangers.
- Trust all the information.
- Don't share your personal information.
- Tell your password to your friends.
- Share nice things.
- Tell your parents when you see things you don't like.
- Write unkind words.

Good idea ✓

Bad idea ✗



I Check

أتحقق من إجابتي

Good idea

- Think before you type.
- Don't share your personal information.
- Share nice things.
- Tell your parents when you see things you don't like.

Bad idea

- Tell your password to your friends.
- Talk to strangers.
- Trust all the information.
- Write unkind words.

Activity 9

Connect to the Internet

اتصل بالإنترنت



Recognising the parts of the e-mail.

تمييز أجزاء البريد الإلكتروني.



10 - 20 minutes



pencil

rubber



I read and put each sentence in its right place:

أقرأ وأضع كلّ جملة في مكانها الصحيح:

1. Type your friend's email address here.

2. Write what the email is about here.

3. Click it to send the email.

4. Click here to correct the spelling.

5. Add a smiley with this.

New message — ↗ ✖

To

Subject

.....

.....

🗑️ ☆ ✎ 😊 Aa send



I Check

أتحقق من إجابتي

New message — ↗ ✖

To

Subject

I click here to type the email.

I click here to send the email.

I click here to add a smiley.

🗑️ ☆ ✎ 😊 Aa send

Activity 10

I will Help you to Send an Email سأساعدك لترسل بريداً إلكترونيًا



Describing the steps of sending an email.

وصف خطوات إرسال بريد إلكتروني.



10 - 20 minutes



pencil




rubber



I write:

أكتب:


Lily wants to send a card to her friend on her birthday using her email, but she doesn't know how. Tell her what to do.





I Check

أتحقق من إجابتي



First, turn on the computer. Second, connect it to the Internet. Open your email. Write your friend's email address. Don't forget to type the subject. After that, choose the card you want to send. Click on the attachment. Click on send.

2- I write the instruction:

أكتب:



.....



.....



.....

3- I write advice to my friends about Internet safety:

أكتب نصيحة لأصدقائي حول أمان الإنترنت:

Don't

.....

(about personal information)

Be.....

.....

(about being nice and polite online)

Save.....

.....

(about keeping your work)

Click

.....

(about sending the mail you have typed)



3- Look at the numbers on the pictures and write the name of device in crossword puzzle:

أكتب:

The crossword puzzle grid consists of yellow squares. The numbers are placed at the start of the words:

- Number 1: A horizontal word starting at the second square from the left.
- Number 2: A horizontal word starting at the fourth square from the left.
- Number 3: A vertical word starting at the eighth square from the left.
- Number 4: A horizontal word starting at the first square from the left.
- Number 5: A vertical word starting at the fourth square from the left.

Surrounding illustrations include:

- A printer with the number 5 above it.
- A speaker with the number 3 above it.
- A mouse with the number 2 to its right.
- A keyboard with the number 4 above it.
- A monitor with the number 1 to its right.



I Check

أتحقق من إجابتي

1- I read and choose:

1. **Click on** the icon to save the work.
a. Press b. Click on

2. **Turn on** the computer before you start work.
a. Turn on b. Turn off

3. I use my computer to **send** emails.
a. listen b. send

4. I click the icon to **correct** the spelling.
a. correct b. send

5. **Don't share** your passcodes with others.
a. share b. Don't share

6. **Visit** trusted websites.
a. Visit b. Don't visit



2- I write the instruction:



Turn on the computer.



Use trusted sites.



Paste the picture.

3- I write advice to my friends about Internet safety:

Sample answer

Don't share your address.

(about personal information)

Be polite and don't say unkind words.

(about being nice and polite online)

Save your work before you turn off the computer.

(about keeping your work)

Click "send" to send the email.

(about sending the mail you have typed)

3- Look at the numbers on the pictures and write the name of device in crossword puzzle:

5

3

3

5

2

1

2

3

2

4

1

4

PRINT

monitor

mouse

speaker

keyboard






Lesson Summary الخصّ درسي



(15-20) minutes

I am able to أستطيع أن			
<p>1. Say the names of the parts of the computer. (Keyboard - Mouse - Printer - Speaker - Monitor).</p> <p>أذكر أسماء أجزاء الحاسب. (لوحة المفاتيح - الفأرة - طابعة - مكبر صوت - شاشة).</p>			
<p>2. Use the imperative. (Turn the computer on).</p> <p>أستعمل صيغة الأمر. (شغل الحاسب).</p>			
<p>3. Talk about the steps of sending an email. (open- click- type- send)</p> <p>أتحدّث عن خطوات إرسال رسالة إلكترونيّ. (افتح- انقر- اكتب - ارسل).</p>			

<p>I am able to أستطيع أن</p>			
<p>4. Say what is good or bad about using the Internet. (Think before you type. - Don't share your password).</p> <p>أَمَيِّز الجَيِّد من السَّيِّء بِشأن الإنترنت. (فكِّر قبل أن تكتب - لا تشارك كلمة السرِّ الخاصَّة بك).</p>			
<p>5. Describe the steps of sending an email. (Be careful what you download).</p> <p>أَتعرِّف تعليمات إرسال رسالة إلكترونيّ. (كن حذراً فيما تقوم بتحميله من الإنترنت).</p>			
<p>6. Use proper vocabulary. (Download - Connect - Check - Read - Turn off).</p> <p>أَسْتعمل المفردات المناسبة. (تنزيل - اتّصال - فحص - قراءة - إيقاف).</p>			

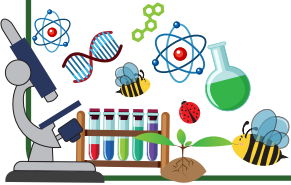
Let's Go



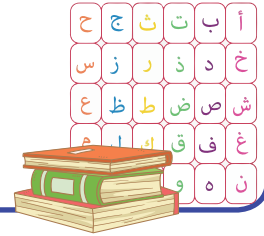
I write what I like about each subject:

أكتب ما أحبه في كل مادة:

What do I like about science?



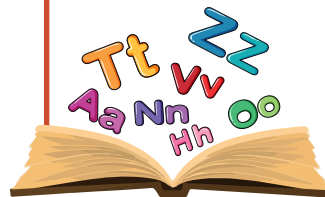
What do I like about Arabic?



What do I like about maths?



What do I like about English?



Activity 1

My Subjects

موادّي الدراسية



Recognizing the proper vocabulary of each subject in a spoken text.

تمييز المفردات المناسبة لكلّ مادة في نصّ شفهيّ.



10 - 15 minutes



pencil



rubber



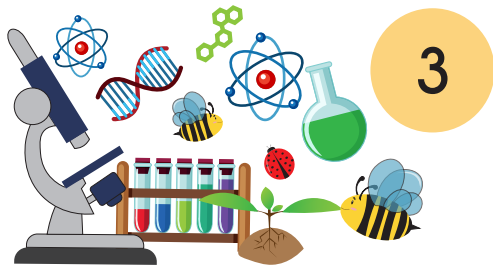
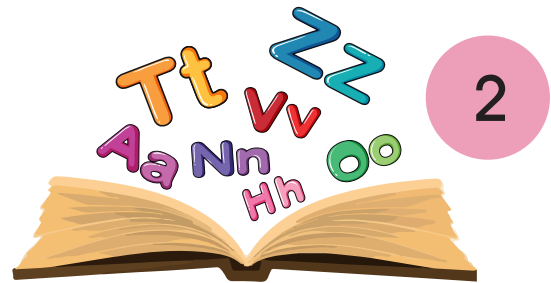
CD player



I listen and point:

En4-5-2-1

أستمع وأشير:



Activity 2

My Favourite Subject

مادّتي المفضّلة



Demonstrating understanding of the new vocabulary.

فهم المفردات الجديدة.



10 - 15 minutes



pencil



rubber



I fill in the spaces with words from the list:

أملأ الفراغات بكلمات من القائمة:

more - easier - than - subject - favourite

1. What is your favourite **subject**?
2. My subject is English.
3. English is than maths.
4. Yes, and French is difficult.
5. I think English is more interesting maths too.



I Check

أتحقّق من إجابتي

1. What is your favourite **subject**?
2. My **favourite** subject is English.
3. English is **easier** than maths.
4. Yes, and French is **more** difficult.
5. I think English is more interesting **than** maths too.

Activity 3

What I Study

ما أدرسه



Writing the names of the subjects.

كتابة أسماء المواد.



10 - 20 minutes



pencil



rubber



I look and write:

أنظر وأكتب:

sports

.....

.....

أ	ب	ت	ث	ج	ح
خ	د	ذ	ر	ز	س
ش	ص	ض	ط	ظ	ع
غ	ف	ق	ك	ل	م
ن	ه	و			

.....

.....

.....

.....



I Check

أتحقق من إجابتي

sports



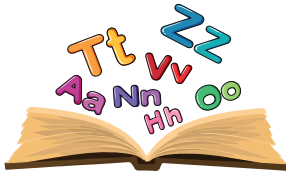
music



Arabic



English



art



maths



science



Activity 4

How to Order?

كيف أرتب؟



Constructing sentences.

ترتيب جمل.



10 - 15 minutes



pencil



rubber



I reorder the words:

أعيد ترتيب الكلمات:

1. your / is / What / subject? / favourite
What is your favourite subject?

2. is / geography / favourite / subject / My

.....

3. good / am / English / at / I

.....

4. is / useful / Science/ subject /a

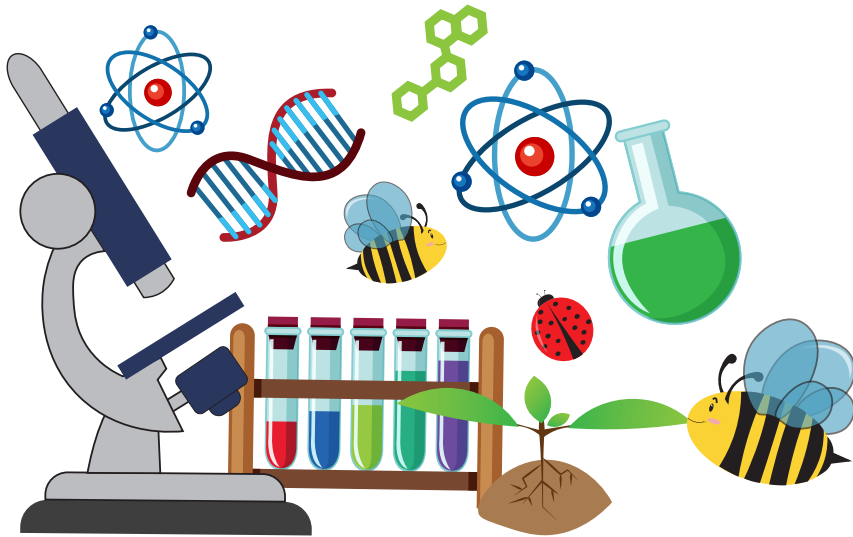
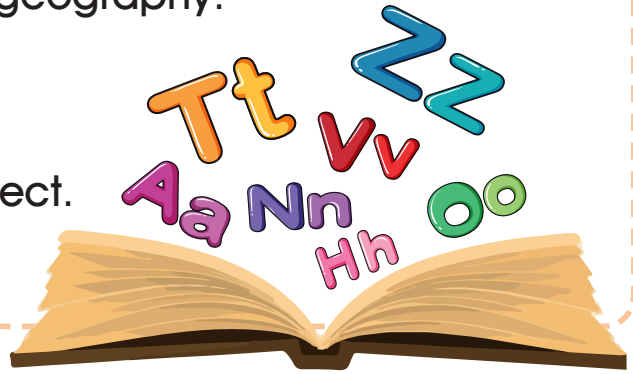
.....



I Check

أتحقق من إجابتي

1. What is your favourite subject?
2. My favourite subject is geography.
3. I am good at English.
4. Science is a useful subject.



Activity 5

My Friend's Favourite Subject

مادّة صديقي المفضّلة



Demonstrating understanding of a text.

فهم نصّ القراءة.



15 - 25 minutes



pencil



rubber



I read and write true or false:

أقرأ وأكتب صح أو خطأ:

Hello! I am Ali. I am going to tell you about the subjects I like the most. I like maths and science very much but my favourite subject is English. It's quite useful. It isn't difficult, it's easier than science. Arabic is very interesting for me. I also love geography. The book is smaller than the maths book and it's more exciting. Music class and sports are funnier than art classes.

1. Ali likes English more than maths.

2. Ali says that science is easier than English.

3. The geography book is smaller than maths book.

4. Geography is more exciting than maths.

3. Music class is boring.



I Check

أتحقق من إجابتي

1. Ali likes English more than maths.
2. Ali says that English is easier than science.
3. The geography book is smaller than the maths book.
4. Geography is more exciting than maths.
5. Music class is fun.

Activity 6

Which is Easier?

أيُّهما أسهل؟



Using the comparative.

استعمال صيغة المقارنة.



10 - 15 minutes



pencil rubber



I read and choose the right answer:

أقرأ وأختار الإجابة الصحيحة:

- English is **easier than** Arabic.
a. easy b. easier than c. easier
- This book is that one.
a. older than b. old c. older
- Arabic isscience.
a. interesting b. more c. more interesting than
- The art book is maths book.
a. colourful
b. more colourful
c. more colourful than

4. Maths is science.
a. more difficult than
b. more difficult
c. difficult
5. I am in English French.
a. better /at
b. good/ at
c. better/ than



I Check

أتحقق من إجابتي

1. English is **easier than** Arabic.
2. This book is **older than** that one.
3. Arabic is **more interesting than** science.
4. The art book is **more colourful than** the maths book.
5. Maths is **more difficult than** science.
6. I am **better** in English **than** French.



Identifying the adjective with the right comparative form.

تمييز الصفة بصيغة المقارنة الصحيحة.



10 - 15 minutes



pencil rubber



I read and match:

أقرأ وأطابق:

old

more useful

small

funnier

big

older

useful

smaller

interesting

easier

important

bigger

easy

more important

funny

more interesting



I Check

أتحقق من إجابتي

old



older

small



smaller

big



bigger

useful



more useful

interesting



more interesting

important



more important

easy



easier

funny



funnier

4.



I Check


أتحقق من إجابتي

Sample answers


1. Sports is more interesting than maths.



2. Science is more difficult than English.



3. Art is funnier than science.



4. Arabic is more useful than music.



Activity 9

My Favourite Subjects

موادّي المفضّلة



Describing my favourite subject.

وصف مادّتي المفضّلة.



10 - 20 minutes



pencil



rubber



I write about my favourite subject:

أكتب عن مادّتي المفضّلة:

I like English.

English is interesting.

It's not difficult.

.....

.....

.....

.....

.....

.....



I Check

أتحقق من إجابتي

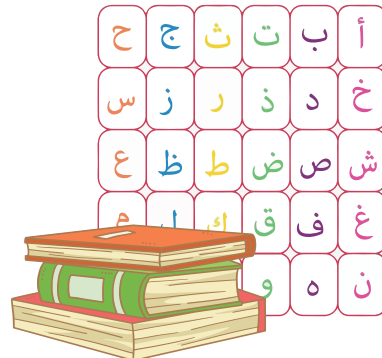
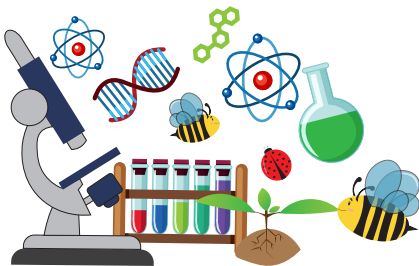
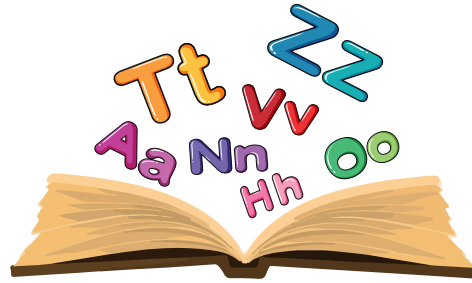
Sample answers

I like (English - Arabic - French - maths - science)

It is my favourite subject.

It is (interesting - difficult - easy - etc.)

It isn't (difficult - easy - boring).





1- I choose the suitable answer:

أختار الإجابة الصحيحة:

1. English is (**easier- easy**) than French.
2. Maths is (**more interesting- interesting**) than science.
3. Art is (**fun - funnier**) than music.
4. Science is (**important- more important**) than maths.

2- I write:

أكتب:

1. What is your favourite subject?
.....
2. Why do you like it?
.....
3. Which is more exciting? Maths or science?
.....
4. What about Arabic and French?
.....

3- I complete:

أكمل:

- The book is more colorful than the book.
- What I like most about science is
- What I like most about maths is



I Check

أتحقق من إجابتي

1- I choose the suitable answer:

1. English is **easier** than French.
2. Maths is **more interesting** than science.
3. Art is **funnier** than music.
4. Science is **more important** than maths.

2- I write:

Sample answers

1. What is your favourite subject?
My favourite subject is (maths - science - Arabic...etc.)
2. Why do you like it?
I like it because it is (interesting - easy - useful...etc.)
3. Which is more exciting? Maths or science?
Science is more exciting.
4. What about Arabic and French?
Arabic is (difficult- easy- interesting...etc.)

3- I complete:

Sample answers

- The **English** book is more colorful than the **Arabic** book.
- What I like most about science is **that it is useful**.
- What I like most about maths is **that it is interesting**.



I am able to أستطيع أن			
<p>1. Talk about favourite subjects. (My favourite subject is maths). أحدّث عن الموادّ الدراسية المفضّلة. (مادّتي المفضّلة هي الرياضيات).</p>			
<p>2. Describe using adjectives. (Science is easy). أصف باستعمال الصّفات. (العلوم مادّة سهلة).</p>			
<p>3. Ask about my friends' favourite subjects. (What is your favourite subject?) أسأل عن موادّ أصدقائي المفضّلة. (ماهي مادّتك المفضّلة؟)</p>			
<p>4. Read a simple text and answer questions about it. أقرأ نصّاً بسيطاً وأجيب عن الأسئلة.</p>			

<p>I am able to أستطيع أن</p>			
<p>5. Use the comparative. (English is more interesting than Arabic). أستعمل صيغة المقارنة. (اللغة الانكليزية ممتعة أكثر من اللغة العربية).</p>			
<p>6. Construct sentences. (your / is / What / subject? / is / favourite) أشكّل جمل. What is your favourite subject?</p>			
<p>7. Write the names of the subjects. (sports - Arabic - music- art - maths English - science - geography). أكتب أسماء المواد. (الرياضة - اللغة العربية - الموسيقى - الفنّ - الرياضيات الإنكليزية - العلوم - جغرافيا).</p>			

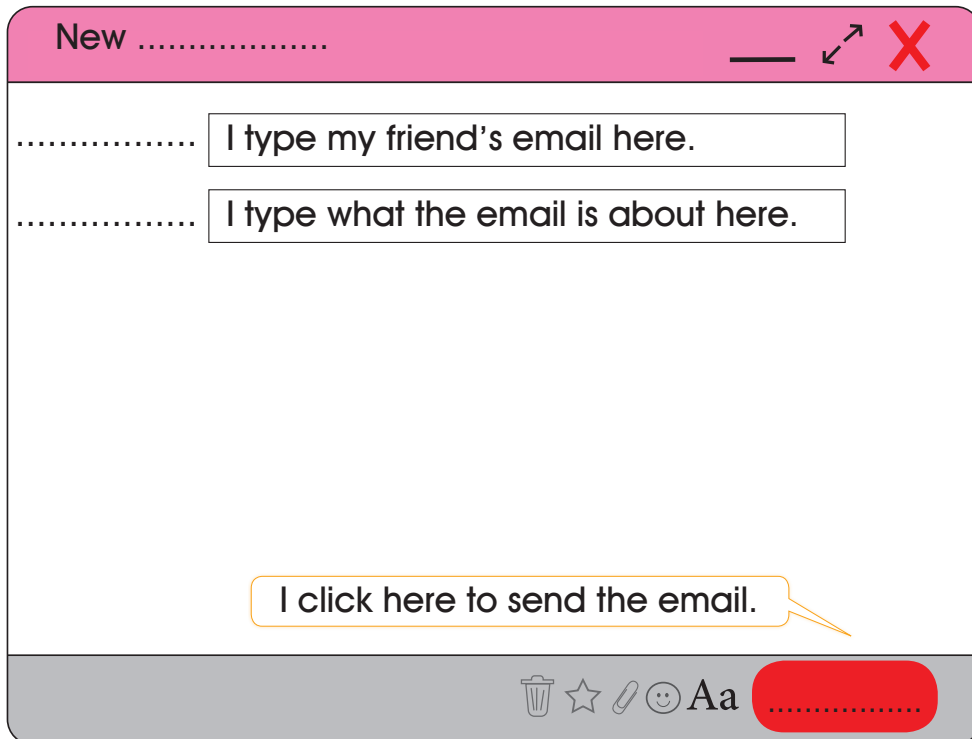
1- I circle the words:

mathsscienceEnglishsportsmusicichistorygeographyart

2- I write the name of the subject:

1. I learn to draw and paint.
2. I learn capital and small letters.
3. I run, kick and score.
4. I work with numbers.

3- Label the parts of an email:





4- I look at the pictures and write:

Who is older?



Who is taller?



Who is younger?



Which house is bigger?



Which subject is more difficult?



How do I like to learn?

في نهاية الوحدة أصبح بإمكانني تحديد الطريقة التي ساعدتني أكثر في التعلّم من خلال تلوين عدد من النجوم وفق ما يأتي:



أتعلم بطريقة الاختيار من متعدّد: 

- I choose the correct form of the verb:

1. (Visit- Check) reliable websites.
2. Don't (share- download) your password.

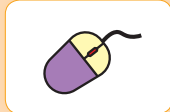
أتعلم بطريقة المطابقة والوصل: 

- I listen, match and say:

Screen

Printer

Mouse



أتعلم بطريقة كتابة الإجابة: ☆☆☆

- I look at the pictures, read and complete:

1. Download the files you need.

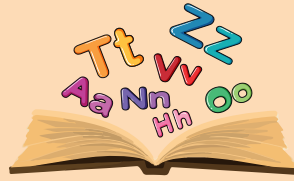


2. Click on the icon.



أتعلم بطريقة سماع وتكرار الإجابة: ☆☆☆

- I listen and tick:



Unit 6: What to Wear



7- 8 hours

How Do I Learn?

Before you start this unit, go to the «How Do I Learn?» guide, to organize your time and weekly tasks.

This guide supports you to assess your learning and build your learning skills. You can use the guide while studying all the Empowered Learning Curriculum Subjects: English, Arabic, Mathematics and Science.




Unit Lessons

Lesson 1

The Weather

الطقس



Lesson 2

My Clothes

ثيابي



Let's Start



Activity

Those are My Favourite Clothes

هذه ثيابي المفضلة



Recognising objects and their colours.

تمييز الأشياء وألوانها.



15 - 20 minutes



pencil



rubber



I read and colour:

أقرأ وألون:

These are Lily and Danni's bags. They are going to France. I colour their clothes. Then I tell which bag is Lily's and which is Danni's.

the skirt blue

the socks pink

the T-shirt red



the socks green


the blouse yellow

the trousers black

the shorts brown

the shoes orange





cloudy - cold - foggy - hot - rainy

غائم - بارد - ضبابي - حارّ - ماطر.



3.5 - 4 hours



crayons



pencil



rubber



CD player



Let's Go



I look, draw and write:

أنظر، أرسم وأكتب:

today's weather is

 cloudy	 snowy	 windy
 rainy	 sunny	 stormy

tomorrow's weather will be

 cloudy	 snowy	 windy
 rainy	 sunny	 stormy

Activity 1

Cold or Hot!

برد أم حرّ



Identifying words related to the weather following simple listening strategies.

تحديد الكلمات المرتبطة بالطقس متبعاً إستراتيجيات الاستماع البسيطة.



10 - 15 minutes



pencil



rubber




CD player




I listen, point then repeat:

En4-6-1-1


أستمع أشير وأكرّر:



Cloudy



Cold



Foggy



Hot



Rainy

Activity 2

Seasons and Weather

الفصول والطقس



Identifying details related to seasons.

تحديد تفاصيل متعلقة بالفصول.



10 - 15 minutes



pencil



rubber



I choose the right answer:

أختار الإجابة الصحيحة:

- In (**spring-autumn**), trees change colour.
- It is (**cold-hot**) in winter.
- Children go back to school in (**summer-autumn**).
- Fruits grows on trees in (**winter-summer**).
- It is (**sunny-cloudy**) in summer.
- It is foggy in (**summer-winter**).



I Check

أتحقق من إجابتي

- It is **cold** in winter.
- Children go back to school in **autumn**.
- Fruits grows on trees in **summer**.
- It is **sunny** in summer.
- It is foggy in **winter**.

Activity 3

Weather Wonders

عجائب الطقس



Recognising the weather by observing pictures.

تمييز الطقس بواسطة الصور.



10 - 15 minutes



pencil




rubber



I choose the right word:

أختار الكلمة الصحيحة:

Cloudy



Foggy



Rainy



Snowy



Hot




Cold



I Check

أتحقق من إجابتي

Foggy



Rainy



Hot



Activity 4

Ask about the Weather

اسأل عن الطقس



Identifying questions related to the weather following simple listening strategies.

تحديد الأسئلة التي تتعلق بالطقس متبعاً إستراتيجيات الاستماع البسيطة



10 - 15 minutes



pencil



rubber



CD player



I listen and repeat:

En4-6-1-4

أستمع وأكرر:

- What is the weather like today?
- It is sunny and hot.
- Do you like hot weather?
- Yes, I do.

Activity 5

My Favourite Weather

طقسي المفضل



Recognising the weather based on a spoken text.

تمييزُ الطقسِ بالإعتماد على نصّ شفهيّ.



10 - 15 minutes



pencil rubber



I complete the sentences while listening to the audio:

En4-6-1-5

أكمل الجمل بينما أستمع للتسجيل:

- What is the weather like today?
- It is and
- you hot or cold weather?
- I like weather.
- Why?
- Because I like to



I Check

أتحقّق من إجابتي

- What is the weather like today?
- It is sunny and hot.
- Do you like hot or cold weather?
- I like hot weather.
- Why?
- Because I like to swim.

Activity 6

What Will I Do?

ماذا سأفعل؟



Identifying sentences used in future following simple listening strategies.

تحديد الجمل التي يستخدم فيها المستقبل متبعاً إستراتيجيات الاستماع البسيطة.



10 - 15 minutes



pencil



rubber



CD player



I listen and repeat:

En4-6-1-6

أستمع وأكرر:

- What will the weather be like tomorrow?
- Tomorrow, it will be rainy and foggy.
- What will you do?
- I will stay at home.

Activity 7

In the Future

في المستقبل



Engaging in a conversation about the future.

المشاركة في محادثة عن المستقبل.



10 - 15 minutes



pencil



rubber



I match the sentences:

أطابقُ الجمل:

What will the weather be next Monday?

No, it will not.

What will children do in summer?

Yes, it will.

Will the weather be very cold next winter?

Children will swim in summer.

What will the weather be next spring?

It will be cloudy in autumn.



I Check

أتحقق من إجابتي

- What will the weather be in autumn.
- It will be cloudy in autumn.

- What will children do in summer?
- Children will swim in summer.

- Will it be cold in winter?
- Yes it will.

- Will it be snowy in spring?
- No it will not.

Activity 8

I Reorder

أرتب



Reordering words to form sentences.

ترتيبُ كلماتٍ لتكوينِ جملٍ.



10 - 15 minutes



pencil



rubber



I reorder the words:

أعيد ترتيب الكلمات:

1- four / in / There / year / are / seasons/ the

.....

2- In / warm / it / is / and / spring/ sunny

.....

3- In / the / is / weather / cool / autumn

.....



I Check

أتحقق من إجابتي

1- There are four seasons in the year.

2- In spring, it is warm and sunny.

3- In summer, people enjoy going to the beach.

4- In autumn, the weather is cool.



1- I read the description and guess the season:


أقرأ الوصف وأخمن الفصل:

1

This season has the longest days. It is hot.
Everything is green.



spring



summer

2

This season has the longest nights. It is cold.
Some animals fall asleep.



autumn



winter

3

Leaves on trees turn yellow, orange, and red.
Animals collect food for winter.



spring



autumn

4

It gets sunnier and warmer. Birds build their nests.
All is in bloom.



spring



winter

2- I write:

أكتب:



The sky is blue. The sun is hot. There are no clouds.

What kind of weather is that?

It's

The sky is blue. There are lots of clouds.

What kind of weather is that?

It's



The sky is grey. It is windy. Water is falling.

What kind of weather is that?

It's

The sky is dark. There is lightning. There is rain.

What kind of weather is that?

It's



The sky is cloudy. Small, cold flakes are falling.

What kind of weather is that?

It's

The air is moving fast. My hair is blowing.

What kind of weather is that?

It's





3- I rewrite the sentences with the right answer:

أعيد كتابة الجمل مع الجواب الصحيح:

- What (will- is -be) the weather like today?

.....

- The weather will (is -be) cold tomorrow.

.....

- It (will- is) be sunny.

.....

4- I look at the pictures and write what they will do:

أنظر إلى الصور وأكتب ماذا سيفعلون:



.....



.....



.....



.....



.....



.....



I Check

أتحقق من إجابتي

1- I read the description and guess the season:

1

This season has the longest days. It is hot.
Everything is green.

summer



2

This season has the longest nights. It is cold.
Some animals fall asleep.

winter



3

Leaves on trees turn yellow, orange, and red.
Animals collect food for winter.

autumn



4


It gets sunnier and warmer. Birds build their nests.
All is in bloom.

spring





2- I write:



The sky is blue. The sun is hot. There are no clouds.

What kind of weather is that?

It's **sunny**.

The sky is blue. There are lots of clouds.

What kind of weather is that?

It's **cloudy**.



The sky is grey. It is windy. Water is falling.

What kind of weather is that?

It's **rainy**.



The sky is dark. There is lightning. There is rain.

What kind of weather is that?

It's **stormy**.



The sky is cloudy. Small, cold flakes are falling.

What kind of weather is that?

It's **snowy**.



The air is moving fast. My hair is blowing.

What kind of weather is that?

It's **windy**.



3- I rewrite the sentences with the right answer:

- What **is** the weather like today?
- The weather will **be** cold tomorrow.
- It **will** be sunny.

4- I look at the pictures and write what they will do :



She will visit her grandmother.



She will ski.



They will read a story.



They will go on a picnic.



He will swim.




He will ride the bike.



I am able to أستطيع أن			
<p>1. Identify words related to the weather following simple listening strategies. (cold - hot- rainy) أحدّد الكلمات المرتبطة بالطقس متّبعاً إستراتيجيات الاستماع البسيطة. (بارد - حارّ - ممطر).</p>			
<p>2. Identify questions related to the weather following simple listening strategies. (What is the weather like today? It is sunny and hot. Do you like hot weather? Yes, I do.) أحدّد الأسئلة التي تتعلّق بالطقس متّبعاً إستراتيجيات الاستماع البسيطة. (ما حالة الطقس اليوم؟ الطقس مشمس وحارّ. هل تحبّ الطقس الحارّ؟ نعم).</p>			
<p>3. Reorder words. (There are four seasons in the year. In spring, it is warm and sunny). أرتّب كلمات. (هناك أربعة فصول في السنة في الربيع يكون الطقس دافئاً ومشمساً)</p>			

I am able to

أستطيع أن



4. Identify sentences used in the future following simple listening strategies.
(What will the weather be like tomorrow?
Tomorrow, it will be rainy and foggy.
What will you do?
I will stay at home).

أحدّد الجمل التي تستعمل فيها زمن المستقبل.
(كيف ستكون حالة الطقس غداً؟
غداً سيكون الطقس ممطراً وضبابياً.
ماذا ستفعل؟
سأبقى في المنزل).

5. Match sentences related to the weather.
(What will the weather be like in autumn?
It will be cloudy.)

أطابقُ جملاً تتعلّق بالطقس.
(كيف ستكون حالة الطقس في الخريف؟ سيكون الطقس غائماً).



Sweater - Pyjamas - Skirt - Blouse - Coat

كنزة - بيجامة - تنورة - بلوزة - معطف



2.5 - 3.5 hours



crayons



pencil



rubber



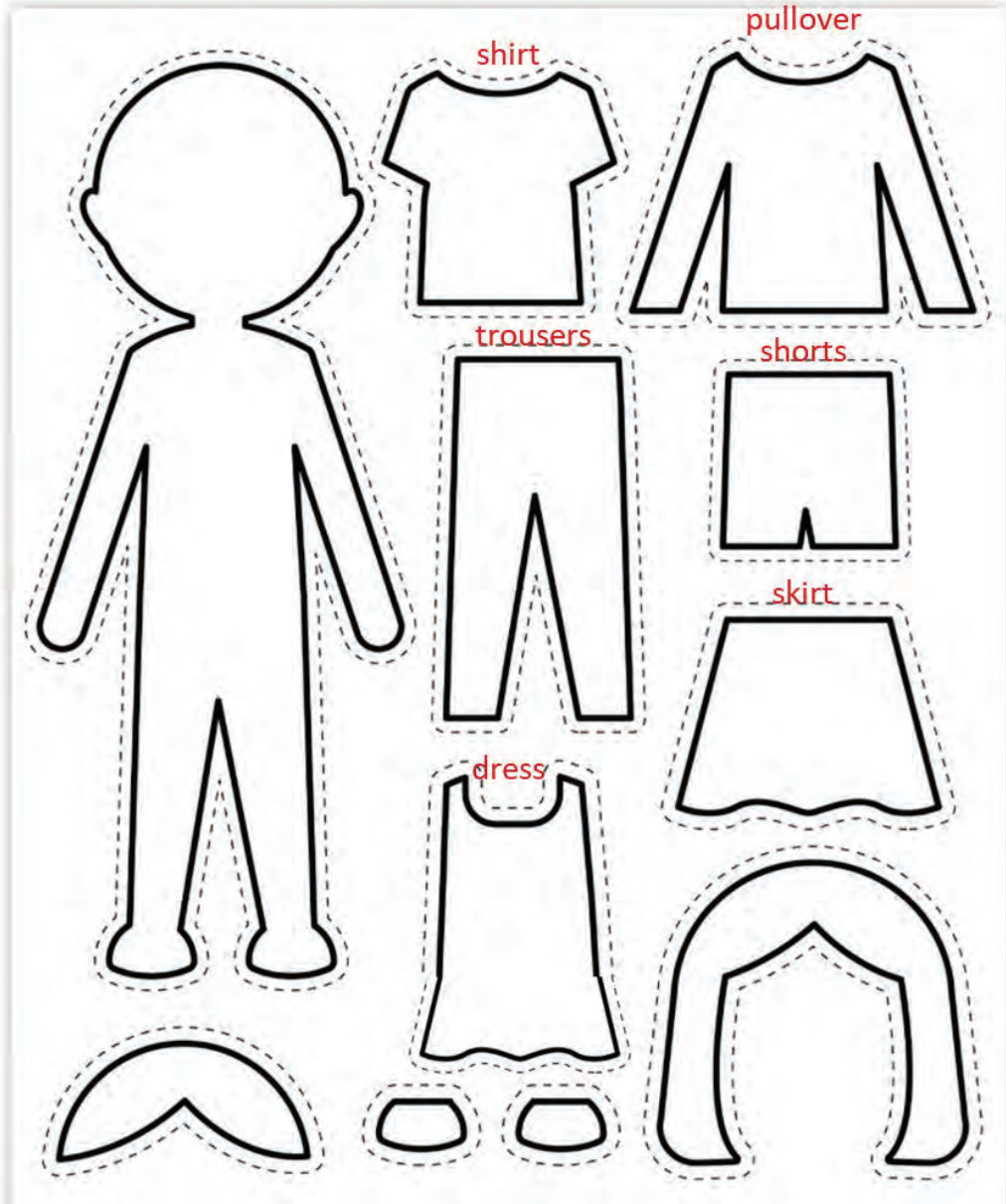
CD player



Let's Go

 I choose the clothes I like then I draw and colour them:

أختار الملابس التي أفضّلها ثمّ أرسّمها وألونها:



What colour I like to wear most?

Activity 1

I Wear

أنا أرتدي



Recognising characters in a listening text.

تمييز الشخصيات في نص الاستماع.



10 - 15 minutes



pencil



rubber



CD player



I listen and match the children with their names:

En4-6-2-1

أستمع وأطابق بين صور الأطفال وأسمائهم:


1. Matt




2. Robert

3. Laura

4. John

5. Suzan





I Check

أتحقق من إجابتي



Matt



Robert



Laura



John



Susan

Activity 2

My Clothes

ثيابي



Identifying picture details.

تمييز التفاصيل في الصورة.



10 - 15 minutes



pencil rubber



I look and match:

أنظر وأطابق:

gloves

sweater

pyjamas

coat

skirt

blouse

trousers

shoes

dress





I Check

أتحقق من إجابتي



gloves



sweater



pyjamas



coat



skirt



blouse



trousers



shoes



dress

Activity 3

What are they Wearing?

ماذا يرتدون؟



Matching pictures with sentences.

مطابقة صور مع جمل.



10 - 15 minutes



pencil rubber



I read and match:

أقرأ وأطابق:



She is wearing a yellow blouse and a blue skirt.



She is wearing a pink dress and white shoes.



He is wearing a green T-shirt and black trousers.



He is wearing a red T-shirt and orange shorts.



I Check

أتحقق من إجابتي



She is wearing a yellow blouse and a blue skirt.



She is wearing a pink dress and white shoes.



He is wearing a green T-shirt and black trousers.



He is wearing a red T-shirt and orange shorts.

Activity 4

My Friend's Party

حفلة صديقي



Demonstrating understanding of a reading text.

إظهار الفهم لنصّ القراءة.



15 - 20 minutes



pencil



rubber



I read and write true or false:

أقرأ وأكتب عبارة صح أو خطأ:

I went to my friend's birthday yesterday. Everyone was wearing the most beautiful clothes I have ever seen. Lily wore a big hat. It was the biggest hat in the party. Timmy wore the most colorful shirt. Danni said that he wore the oldest shorts in his closet with the funniest socks. We sang and ate cake. We had lots of fun.

1. The party was last week.
2. Everybody wore beautiful clothes.
3. Lily's hat was big.
4. Timmy's shirt was more colourful than Lily's shirt.
5. Danni wore the newest T-shirt.



I Check

أتحقق من إجابتي

1. The party was yesterday.
2. Everybody wore beautiful clothes.
3. Lily's hat was big.
4. Timmy's shirt was more colourful than Lily's shirt.
5. Danni wore the oldest shorts in his closet.



Recognising and writing the names of items of clothing.

تمييز وكتابة أسماء قطع الثياب.



15 - 20 minutes



pencil  rubber 



I read, look and write:

أقرأ، أنظر وأكتب:

Hello! My name is Tim and I like clothes. At the moment, I'm



wearing my favourite  , a blue  ,

.....  , a pair of  and a 

of course! I also like wearing  .I've got a sister.

Her name is Alice and she also likes fashionable clothes.

Today, she is wearing a striped  and a floral

.....  . Sometimes she wears a  and

high heeled  .



I Check

أتحقق من إجابتي



trousers



T- shirt



shoes



socks



hat



shorts



skirt



blouse



dress



shoes

Hello! My name is Tim and I like clothes. At the moment, I'm wearing my favourite **trousers**, a blue **T- shirt**, **shoes**, a pair of **socks** and a **hat** of course! I also like wearing **shorts**. I've got a sister. Her name is Alice and she also likes fashionable clothes. Today, she is wearing a striped **skirt** and a floral **blouse**. Sometimes she wears a **dress** and high heeled **shoes**.

Activity 6

What Are They Wearing?

ماذا يرتدون؟



Describing what people are wearing.

وصف ما يرتديه الناس.



15 - 20 minutes



pencil rubber



I look and describe:

أنظر وأصف:

What are you wearing?

I am wearing a long skirt and a colourful blouse.



- What is he wearing?
- He's wearing the smallest shoes.



I Check

أتحقق من إجابتي

Sample answers

Suzi is wearing the most comfortable dress.

Tony is wearing wide trousers and a T-shirt.

Jane is wearing a short floral dress.

Activity 7

The Biggest

الأكبر



Demonstrating understanding of the listening text.

إظهار الفهم لنص الاستماع.



10 - 15 minutes



pencil



rubber



CD player




I listen and choose:

En4-6-2-7

أستمع وأختار:



1



2



3





4



5



6



I Check

أتحقق من إجابتي

1. She is the tallest in the class.



2. This exercise is the easiest in the book.



3. It is the highest mountain in the world.



4. That is the biggest market in the city.



5. They live in the oldest house.



6. The food here is the most delicious.





Identifying the correct superlative.

تمييز صيغة التفضيل الصحيحة.



15 - 20 minutes



pencil



rubber



I choose:

أختار:

1. It is raining. I will wearcoat.
a. long b. longer c. the longest
2. This is pyjamas.
a. the most comfortable
b. more comfortable
c. most comfortable
3. Her shoes are
a. smaller b. the smallest c. smaller than

4. Do you always buy..... clothes?
- a. the most expensive
 - b. more expensive than
 - c. more expensive
5. She bought socks in the shop.
- a. shorter than
 - b. the shortest
 - c. short



I Check

أتحقق من إجابتي

1. It is raining. I will wear **the longest** coat.
2. This is **the most comfortable** pyjamas.
3. Her shoes are **the smallest**.
4. Do you always buy **the most expensive** clothes?
5. She bought **the shortest** socks in the shop.

Activity 9

I Check my Grammar

أنفحص القواعد



Identifying the adjective in the superlative form.

تمييز الصفة في صيغة التفضيل.



15 - 20 minutes



pencil rubber



I read and match:

أقرأ وأطابق:

1. Long

2. Big

3. Beautiful

4. Old

5. Funny

6. Comfortable

7. Cheap

8. Small

9. Pretty

10. Clean

11. Thin

a. The most beautiful

b. The cheapest

c. The thinnest

d. The prettiest

e. The cleanest

f. The longest

g. The smallest

h. The funniest

i. The most comfortable

j. The biggest

k. The oldest



I Check

أتحقق من إجابتي

1. Long



f. The longest

2. Big



j. The biggest

3. Beautiful



a. The most beautiful

4. Old



a. the oldest

5. Funny



h. The funniest

6. Comfortable



i. The most comfortable

7. Cheap



b. The cheapest

8. Small



g. The smallest

9. Pretty



d. The prettiest

10. Clean



e. The cleanest

11. Thin



c. The thinnest

Activity 10

I can Use the Superlative

أستطيع أن أستعمل صيغة التفضيل



Using the superlative form.

استعمال صيغة التفضيل.



15 - 20 minutes



pencil



rubber



I write the adjective in the superlative form:

أكتب الصفة بصيغة التفضيل:

1. Ellen isn't the shortest. She is (tall)
2. The room is dirty. It is not (clean)
3. The sky is of full of stars. They are (bright)
4. I don't like to eat fast food. Fruits and vegetables
are..... (healthy)
5. She is wearing the yellow dress.
It is (beautiful)
6. Lily was in the party. (pretty)



I Check









أتحقق من إجابتي

1. Ellen isn't the shortest. She is **the tallest**.
2. The room is dirty. It is not **the cleanest**.
3. The sky is full of stars. They are **the brightest**.
4. I don't like to eat fast food. Fruits and vegetables are **the healthiest**.
5. She is wearing the yellow dress. It is **the most beautiful**.
6. Lily was **the prettiest** in the party.



1- I look and write:

أنظر وأكتب:

- 1 
- 2 
- 3 
- 4 
- 5 
- 6 
- 7 
- 8 

s	h	o	e	s	p	s
o	h	w	e	k	a	w
c	o	a	t	i	n	e
k	m	h	w	r	t	a
s	y	o	n	t	s	t
g	l	o	v	e	s	e
d	r	e	s	s	o	r

2- I look and write:

أنظر وأكتب:

.....



.....



.....



.....



Daniel

.....



3- I write the suitable superlative adjective:

أكتب الصفة بصيغة التفضيل المناسبة:

.....



.....



.....





I Check

أتحقّق من إجابتي

1- I look and write:



1- dress



2. shoes



3. trousers



4. coat



5. gloves



6. socks



7. skirt



8. sweater

2- I look and write:

Sample answers

This is the most delicious cake.



I am the most beautiful girl.



This is the most elegant dress.



Tim is the fastest.



Daniel is the tallest.



3- I write the suitable superlative adjective:

Sample answers

He is the angriest.



She is the happiest.



He is the youngest.





Lesson Summary الخص درسي



(15-20) minutes

I am able to أستطيع أن			
<p>1. Talk about clothes. (gloves - sweater - dress- blouse - trousers - pyjamas - coat - skirt - shoes). أتحدّث عن الثياب. (قفازات - سترة صوفية - فستان - بلوزة - بنطال - بجمامة - معطف - تنورة - حذاء).</p>			
<p>2. Describe what other people are wearing. (He is wearing a blue and red T-shirt and blue trousers.). أصف ما يرتديه الآخرون. (إنه يرتدي قميصاً أزرق وأحمر وبنطالاً أزرق).</p>			
<p>3. Tell what my favourite item of clothing is. (I am wearing my favourite trousers). أقول ما هي قطعة ثيابي المفضّلة. (أنا أرتدي بنطالي المفضّل).</p>			

<p>I am able to أستطيع أن</p>			
<p>4. Read about the clothes in a party. (She is wearing the yellow dress.) أقرأ عن الثياب في حفلة. (إنها ترتدي الفستان الأصفر).</p>			
<p>5. Use the superlative form. (This is the most delicious cake). أستعمل صيغة التفضيل. (هذه هي الكعكة الألد).</p>			
<p>6. Describe some items using the superlative. (The yellow dress is the most beautiful). أصف بعض الأشياء باستعمال صيغة التفضيل. (الفستان الأصفر هو الأكثر جمالاً).</p>			

1- I read and draw:

I am the tallest.

Mona is the happiest.

Maths is the most interesting
subject.

My house is the biggest.



2- I write:

Old	Older	The oldest
Young
Short
Easy
happy
Big
Fat
Nice
Careful
Interesting

3- I tick or cross:

- 1. There are three seasons in the year.
- 2. In winter, it is cold.
- 3. I wear a sweater in summer.
- 4. In spring, it is warm.

4- I write about my favourite season and what I like to wear:

.....

.....

.....


How do I like to learn?

في نهاية الوحدة أصبح بإمكانني تحديد الطريقة التي ساعدتني أكثر في التعلّم من خلال تلوين عدد من النجوم وفق ما يأتي:



أتعلم بطريقة الاختيار من متعدّد: 

- I choose the correct form of the verb:
- In (spring-autumn), trees change colour.
- It is (cold-hot) in winter.


أتعلم بطريقة المطابقة والوصل: 

- I listen, match and say:

gloves

sweater

coat



أتعلم بطريقة كتابة الإجابة: ☆☆☆

- I write the adjective in the superlative form:

1. Ellen isn't the shortest. She is **the tallest**.
2. The room is dirty. It is not **the cleanest**.
3. The sky is full of stars. They are **the brightest**.

أتعلم بطريقة سماع وتكرار الإجابة: ☆☆☆

- I listen and repeat:



Cold



Foggy



I Check

أتحقق من إجابتي

1- Write the names of the hobbies under the correct picture:

watching TV - reading - playing computer games - drawing
listening to music - playing football - surfing the net



1. Reading



2. Listening to music



3. Watching TV



4. Playing football



5. Surfing the net



6. Drawing



2- What is your favourite hobby?

Sample answers

I like swimming.

I don't like playing the piano.

3- Choose the correct answer:

1. What does the artist do?
 - a. He saves people's lives.
 - b. He teaches students.
 - c. He draws pictures.

2. Where do doctors work?
 - a. They work in hospitals.
 - b. They work in schools.
 - c. They work at home.

3. What do you do?
 - a. I'm a teacher.
 - b. I'm a student.
 - c. I'm a footballer.



I Check

أتحقق من إجابتي

1- I read and choose:

- I'm tired because I don't get enough sleep.
- You get a headache and red eyes when you spend too much time on your screen.
- My father is not fit because he eats fast food.
- I want to do exercise to get fit.
- Too much screen time can cause health problems.

2- I read and write "G" for good habits and "B" for bad habits:

1- Washing hands after playing football.

G

2- Covering nose with a tissue while sneezing.

G

3- Eating before washing hands.

B

4- Sharing a drinking straw with your friend.

B

5- Going to bed early at night and waking up early in the morning.

G



- 3- I read and fill in the spaces with these verbs:
exercise - get - eat - go:

I am healthy. I eat a good breakfast, lunch and dinner for a healthy body. I go to school for a healthy mind. I exercise for a healthy heart. I get enough sleep at night for a healthy body, mind and heart!

- 4- I read and give advice:

(suggested answers)

1. I have an exam tomorrow. You should study.
2. I need to lose weight. You should exercise.
3. It's really cold here. You should wear a jacket.
4. Nader is sick. He should stay at home.



I Check

أتحقق من إجابتي

1- I choose the right answer:

- I **dived** in the sea.
- Sally **sprinted** in the racetrack.
- Hani **kicked** the ball to his friend yesterday.
- What **did** you do yesterday?

2- I turn the underlined verbs to past simple tense:

Yesterday, I played football with my cousin after school. I passed the ball to him. He kicked the ball. He scored a goal. We were happy.



3- I look at the picture then complete the sentences:

I need some **eggs / cherries** to make a cake.

I don't need any **tomato / cucumber**.

There are **some** eggs.

There aren't **any** strawberries.

4- I write sentences about the items I need to make salad:

Sample answers

I need a cucumber.

I need a tomato.

I need an onion.

I need some olive oil.



I Check

أتحقق من إجابتي

1- I read the following text and write True or False:

Yesterday was a nice day. I was on small trip with my family. We were at the park for one hour. My mother was happy to be outside the house. My father was a little tired because he didn't sleep well. My sister sat on the swing enjoying the sun. My brother rode his bike all the way to the park. The weather was great, it was hot and sunny. The park was green and clean, it was beautiful. It was one of the best days of my life.

1. They were at the park yesterday.
2. His mother was happy.
3. His brother rode his bike.
4. The weather was hot and sunny.
5. The park was green and clean.



2- I put the verbs in the correct column:

paint - go - listen - watch - send - clean - see - write - be -
do - smile - have - eat - study - visit - break - like - play

Regular verbs

paint
listen
watch
clean
smile
study
visit
like
play

Irregular verbs

go
send
see
write
be
do
have
eat
break

Unit 4 Worksheet: Places to Go

3- I complete the sentences with the past form of the verbs above:

- (+) Yesterday, I **played** football in the park.

(+) My mother **wrote** a book last year.
It was very interesting.

- (-) Peter **didn't like** this colour when he was younger.

- (?) **Did you send** a letter to your grandmother?

- (-) We **didn't watch** TV last weekend.

- (?) **Did she clean** her room?
It was very dirty yesterday.



4- I look, read and match:

Go straight

Turn right

Turn left



on the right

on the left

Train station

Post office

Bank





I Check

أتحقق من إجابتي

1- I circle the words:

maths - science - English - sports - music - art

2- I write the name of the subject:

1. I learn to draw and paint. **Art**

2. I learn capital and small letters. **English**

3. I run, kick and score. **Sport**

4. I work with numbers. **Maths**

3- I match:

1. click on

2. correct

3. add

4. send

5. turn on

e. subject

c. the spelling

d. a picture

b. a message

a. the computer




4- I look at the pictures and write:

Who is older? **Laila**



Who is taller? **Jude**



Who is younger? **Laya**



Which house is bigger? **My house**



Which subject is more difficult? **Maths / English**





I Check

أتحقق من إجابتي

1- I read and draw:

Drawings according to the learner

2- I write:

Old	Older	The oldest
Young	Younger	The youngest
Short	Shorter	The shortest
Easy	Easier	The easiest
Happy	Happier	The happiest
Big	Bigger	The biggest
Fat	Fatter	The fattest
Nice	Nicer	The nicest
Careful	More careful	The most careful
Interesting	More interesting	The most interesting



3- I tick or cross:

1. There are three seasons in the year. F

2. In winter, it is cold. T

3. I wear a sweater in summer. F

4. In spring, it is warm. T

4- I write about my favourite season and what I like to wear:

Answers vary

summer - spring - autumn - winter

hot - cold - windy - rainy

dress - blouse - pants

colourful - red - green

Audio Script

Unit 1: Interests

Lesson 1: Hobbies

En4-1-1-1

- I
- He
- She
- It
- We
- They
- You

En4-1-1-2

- drawing
- playing chess
- playing the piano
- watching TV
- farming
- dancing

En4-1-1-3

- She loves dancing.
- He practices the piano every day.
- They play football.
- We love playing chess.
- I like farming.

En4-1-1-4

- He always goes swimming in summer.
- She usually listens to music in the morning.
- We often run every day.
- They sometimes watch TV in the evening.
- I never play the piano at night.

En4-1-1-7

Maher loves running. He usually runs in the morning. He runs about 2 kilometers every day.

Running makes him strong and fit.

Sally likes reading. She always reads in the evening. She reads in her free time. She often reads adventure books.

En4-1-1-8

Maher loves running. He usually runs in the morning. He runs about 2 kilometers every day. Running makes him strong and fit.

Sally likes reading. She always reads in the evening. She reads in her free time. She often reads adventure books.

En4-1-1-9

A- What is your favourite hobby?

B- My favourite hobby is swimming.

A- How often do you swim?

B- I swim once a week.

A- Do you do something else?

B- Yes, I sometimes play football.

Lesson 2: Jobs

En4-1-2-1

- She is a teacher.
- She is a doctor.
- He is a policeman.
- He is a fireman.
- We are artists.
- They are footballers.
- He is a nurse.

En4-1-2-2

school - hospital - police station - fire station - house -
football pitch

En4-1-2-3

- I am a teacher. I work in the school.
- She is a doctor. She works in the hospital.
- He is a policeman. He works in the police station.
- He is a fireman. He works in the fire station.
- They are footballers. They play on the football pitch.

En4-1-2-4

- What is your job? I am a teacher.
- Where do you work? I work in the school.
- What do you do? I teach students.

- What is her job? She is a doctor.
- Where does she work? She works in the hospital.
- What does she do? She helps sick people.

- What is his job? He is a policeman.
- Where does he work? He works at the police station.
- What does he do? He catches the thieves.

Unit 2: My Health

Lesson 1: Illnesses

En4-2-1-2

- What's the matter children?
- I feel dizzy.
- I've got a sore throat.
- I've got a toothache.
- I've got a temperature.
- I've got a stomachache.
- I've got an earache.

En4-2-1-5

It's bad to have a cold. You get a high temperature and a headache. Usually, you sneeze and cough. Don't forget to use tissues. You also feel very tired, so it is better to stay at home and sleep well. You should also have hot drinks or orange juice.

En4-2-1-10

comb - knife - knee - write

En4-2-1-Lesson Self-Assessment 3

ghost - island - flight - wrist - comb - whale - knee - anchor
knife - scissor

Lesson 2: Healthy Habits

En4-2-2-1

- Hello! I'm Salma. I usually do my best to help old people. I also help my parents at home. In the morning I exercise for half an hour. Then I have a shower, have my breakfast and drink enough water. I always sleep early and get up early. I like to stay healthy and active.

En4-2-2-4

- What healthy habits do you have?

Well! I drink a lot of water and I think it's a healthy habit. I also eat a lot of fresh vegetables and fruits. I sleep well, too.

What time do you go to bed?

I go to bed at 11.00. I know it's unhealthy and I should go to bed earlier.

En4-2-2-10

- He climbed the mountain.

It's common to eat lamb for dinner.

Comb your hair after having a shower.

I cut my thumb. It really hurts.

Unit 3: Lifestyle

Lesson 1: I like Sports

En4-3-1-10

- I Love Sports.
- I dive in the sea.
- I jump. I am happy.
- I play football.
- I kick and score a goal.
- I sprint in the racetrack.
- Then I finish and I pack.
- I go home feeling good.
- I eat healthy food.

En4-3-1-2

- 1- Dan dived in the sea.
- 2- He kicked the ball.
- 3- Salam scored a goal.
- 4- The girls jumped.
- 5- Tim played basketball.
- 6- They sprinted in the racetrack.

En4-3-1-4

1- What did Dan do yesterday?

Dan dived in the sea.

2- What did he do yesterday?

He kicked the ball.

3- What did Salam do yesterday?

Salam scored a goal.

4- What did the girls do yesterday?

The girls jumped.

5- What did Tim do yesterday?

Tim played basketball.

6- What did they do yesterday?

They sprinted in the racetrack.

En4-3-1-7

Yesterday, Dania played football with her friends after school. She scored a goal. Everyone was happy. Dania kicked the ball to Sami. Sami scored another goal. The match was exciting!

En4-3-1-Lesson Self-Assessment 2

1. Danny scored a goal.
2. Alice skipped rope.
3. They played basketball.



Lesson 2: Food

En4-3-2-1

- I like my chicken with peppers and rice.
- I dice my cucumber.
- I like strawberries and cherries on ice.
- My watermelon tastes so nice!

En4-3-2-4

- Do we have any cucumbers?
- Yes, we have some.
- But we haven't any tomatoes.
- Would you like any peppers?
- Yes, please.

En4-3-2-7

- Mum: Hey Lily! I want to make fruits salad, can you help me?
- Lily: Sure mum. What do you need?
- Mum: I need an apple.
- Lily: Here is an apple.
- Mum: And a banana.
- Lily: Here is a banana.
- Mum: I need a mango.
- Lily: Here is a mango.

- Mum: Some strawberries and a pineapple.
- Lily: Yummy, here are some strawberries and a pineapple.
- Mum: Thank you Lily.
- Lily: Mum, I like fruits salad

Unit 4: Places to Go

Lesson 1: Giving Directions

En4-4-1-1

Every morning, I walk to the park. I first pass by the hospital. Then, I see the bank which is opposite the police station. After that, I pass by the school.

En4-4-1-4

- 1- The school is opposite the museum.
- 2- The post office is between the school and the hospital.
- 3- The police station is next to the park.
- 4- The bank is opposite the police station.

En4-4-1-7

- 1- Excuse me! How can I get to the bank?
- 2- Sure! Go straight on.
- 3- Go past the park.
- 4- Turn right.
- 5- It's on the left.
- 6- Thank you.

Lesson 2: A Trip

En4-4-2-1

My Day at the Beach

On a sunny summer day, we went to the beach.

1. Sara lay under the sun.
2. Alan slept on the warm sand.
3. Lily built a sandcastle and Adam helped her.
4. Sami and Tina swam.
5. Lala surfed the waves.
6. We finally played beach ball.

Unit 5: I Learn

Lesson 1: My Computer

En4-5-1-2

First, turn on the computer. Second, open the web page of your email. Login to your mail account and click new.. Next, type your friend's email address in the space. Then, click on subject and write what the email is about. After that, type your email message. Now, check your spelling. Finally, click on send.

Lesson 2: Subjects

En4-5-2-1

1. My favourite subject is maths.
2. I am good at English.
3. I really like science. It's interesting!
4. I like to write a lot and I really enjoy Arabic.

Unit 6: What to Wear

Lesson 1: The Weather

En4-6-1-1

cloudy - cold - foggy - hot - rainy

En4-6-1-4

- What is the weather like today?
- It is sunny and hot.
- Do you like hot weather?
- Yes, I do.

En4-6-1-5

- What is the weather like today?
- It is sunny and hot.
- Do you like hot or cold weather?
- I like hot weather.
- Why?
- Because I like to swim.

En4-6-1-6

- What will the weather be like tomorrow?
- Tomorrow, it will be rainy and foggy.
- What will you do?
- I will stay at home.



Lesson 2: Clothes

En4-6-2-1

1. This is Matt. He is wearing jeans and a yellow and white T-shirt.
2. This is Robert. He is wearing a blue and red T-shirt and blue shorts.
3. This is Laura. She is wearing a pink sweater, black trousers and white shoes.
4. This is John. He is wearing a grey and white T-shirt and brown trousers.
5. This is Susan. She is wearing black shorts, pink shoes and a blue T-shirt.

En4-6-2-7

1. She is the tallest in the class.
2. This exercise is the easiest in the book.
3. It is the highest mountain in the world.
4. That is the biggest market in the city.
5. They live in the oldest house.
6. The food here is the most delicious.



Grade Four Standards

Standards	Unit الوحدة	Lesson الدرس		المعايير
Understand words following simple listening strategies.	1	1	2	فهم الكلمات باتباع آليات الاستماع البسيطة.
	2	1	2	
	3	1	2	
	4	1	2	
	5	1	2	
	6	1	2	
Participate in short, simple exchanges using learned words and sentences.	1			المشاركة في محادثات بسيطة وقصيرة باستخدام الكلمات والجمل التي تم تعلمها.
	2	1		
	3			
	4			
	5			
	6	1	2	
Understand basic learned words, simple phrases and sentences when reading.	1			فهم كلمات اساسية تم تعلمها و عبارات و جمل بسيطة عند القراءة.
	2			
	3	1		
	4	1	2	
	5	1	2	
	6	1	2	
Write learned words, phrases, and sentences according to appropriate organizational patterns.	1			كتابة الكلمات والعبارات و الجمل التي تم تعلمها وفقا للأنماط الترتيبية المناسبة.
	2			
	3	1	2	
	4	1	2	
	5			
	6	1	2	

Write learned familiar words, simple phrases and sentences.	1			كتابة كلمات مألوفة تم تعلمها مسبقا وعبارات وجمل بسيطة.
	2	1		
	3	1		
	4	1	2	
	5	1	2	
	6	1	2	
Write short, simple sentences and short paragraphs related to familiar topics for specific purposes.	1	1	2	كتابة جمل قصيرة وبسيطة وفقرات قصيرة تتعلق بمواضيع مألوفة لأهداف محددة.
	2		2	
	3	1	2	
	4	1	2	
	5	1	2	
	6	1	2	
Understand short, simple reading materials using reading strategies.	1	1	2	فهم نصوص قراءة بسيطة وقصيرة باستخدام آليات القراءة.
	2	1		
	3	1	2	
	4	1	2	
	5	1	2	
	6			
Take part in short, simple prepared presentations on familiar topics.	1	1	2	المشاركة في محادثات قصيرة وبسيطة محضرة مسبقا عن مواضيع مألوفة.
	2			
	3		2	
	4	1		
	5			
	6		2	

Recognize basic English sounds and their combination in short simple sentences.	1			التعرف على الأصوات الإنجليزية الأساسية ودمجها في جمل بسيطة وقصيرة.
	2	1	2	
	3	1	2	
	4			
	5			
	6			
Make connections between prior knowledge and short, simple reading material.	1			إقامة روابط بين المعرفة السابقة ومواد القراءة القصيرة والبسيطة.
	2	1	2	
	3	1		
	4	1	2	
	5	1	2	
	6	1	2	
Pronounce learned English words, phrases and sentences correctly.	1			لفظ الكلمات والعبارات والجمل التي تم تعلمها بطريقة صحيحة.
	2	1	2	
	3	1		
	4			
	5			
	6			

